


An aerial photograph of the Shanghai skyline at sunset. The sky is a mix of blue and orange, with soft clouds. The city is densely packed with skyscrapers. The Bund is visible on the right, with the Oriental Pearl Tower's spheres prominent. The Huangpu River flows through the city. The lighting is warm, highlighting the architectural details of the buildings.

嘉民华东区优质空间 GOODMAN EASTERN CHINA

JUNE 2025

目录 CONTENTS

上海 SHANGHAI	04
苏州 SUZHOU	24
昆山 KUNSHAN	44
嘉兴 JIAXING	56
常州 CHANGZHOU	68
湖州 HUZHOU	72
嘉民概况 GOODMAN OVERVIEW	78
联系 CONTACT	80



常州奔牛国际机场
Changzhou Benniu International Airport

嘉民常州物流中心
Goodman Changzhou Logistics Centre
常州市
Changzhou

嘉民银驰集团华东新零售总部
Goodman Kunchi East China New-retail Hub

嘉民常熟北物流中心
Goodman Changshu North Logistics Centre

嘉民太仓工业园
Goodman Taicang Industrial Park

无锡市
Wuxi

苏南硕放国际机场
Sunan Shuofang International Airport

常熟市
Changshu

嘉民昆山北物流园
Goodman Kunshan North Park

嘉民太仓创新科技产业园
Goodman Taicang New-tech Park

嘉民西苏州物流中心
Goodman Suzhou West Logistics Centre

昆山市
Kunshan

太仓市
Taicang

苏州市
Suzhou

嘉民玉山物流中心
Goodman Yushan Logistics Centre

嘉定区
Jiading

嘉民花桥产业园
Goodman Huaqiao Park

嘉民外高桥配送中心
Goodman Waigaoqiao Distribution Centre

嘉民苏高新中心工业园
Goodman Suzhou Central Park

嘉民陆家科技产业园
Goodman Lujia Industrial and Technology Park

嘉民桃浦物流中心
Goodman Taopu Industrial Estate

上海市
Shanghai

嘉民浦东空港物流中心
Goodman Pudong Airport Logistics Park

上海虹桥国际机场
Shanghai Hongqiao International Airport

嘉民吴江高科技产业园
Goodman Wujiang Hi-tech Industrial Park

嘉民吴江产业园
Goodman Wujiang Industrial Park

嘉民锦溪物流中心
Goodman Jinxi Logistics Centre

青浦区
Qingpu

嘉民青浦工业园
Goodman Qingpu Industrial Park

嘉民青浦现代产业园
Goodman Qingpu Centre

嘉民康桥配送中心
Goodman Kangqiao Distribution Centre

上海浦东国际机场
Shanghai Pudong International Airport

嘉民吴江东电子商务产业园
Goodman Wujiang East Park

松江区
Songjiang

嘉民奉贤配送中心
Goodman Fengxian Distribution Centre

嘉民奉贤国际物流园
Goodman Fengxian International Logistics Park

嘉民湖州国际电子商务基地
Goodman Huzhou International E-commerce Park

湖州市
Huzhou

嘉民姚庄物流中心
Goodman Yaozhuang Logistics Centre

嘉民姚庄物流中心南
Goodman Yaozhuang Logistics Centre South

嘉民中新嘉善高新技术产业园
Goodman Zhongxin Jiashan Hi-Tech Park

嘉民平湖北物流中心
Goodman Pinghu North Logistics Centre

嘉民临港物流中心
Goodman Lingang Logistics Centre

嘉兴市
Jiaxing

嘉民嘉兴港物流园
Goodman Jiaxing Port Logistics Park



SHANGHAI



嘉民浦东空港物流中心
GOODMAN PUDONG AIRPORT LOGISTICS PARK

嘉民青浦现代产业园
GOODMAN QINGPU CENTRE

嘉民青浦工业园
GOODMAN QINGPU INDUSTRIAL PARK

嘉民奉贤配送中心
GOODMAN FENGXIAN DISTRIBUTION CENTRE

嘉民奉贤国际物流园
GOODMAN FENGXIAN INTERNATIONAL LOGISTICS PARK

嘉民康桥配送中心
GOODMAN KANGQIAO DISTRIBUTION CENTRE

嘉民临港物流中心
GOODMAN LINGANG LOGISTICS CENTRE

嘉民桃浦物流中心
GOODMAN TAOPU INDUSTRIAL ESTATE

嘉民外高桥配送中心
GOODMAN WAIGAOQIAO DISTRIBUTION CENTRE

嘉民浦东空港 物流中心

GOODMAN PUDONG AIRPORT LOGISTICS PARK

区域优势 WELL CONNECTED

毗邻浦东国际机场自贸区的现代物流园, 项目地处浦东战略性发展的节点位置, 坐享优良的基础设施和便捷的交通, 坡道式双层仓储设施分3期建设于相邻的地块上, 总面积198,490平方米。项目获得 LEED v4.1 O&M 铂金级认证。

A prime logistics park situated next to Pudong Airport Free Trade Zone, with convenient access to a superior transportation infrastructure. It offers 198,000 sqm across three prime two-storey ramp-up logistics facilities. Project acquires LEED v4.1 O&M Platinum certification.



7.7KM

至上海浦东国际机场
to Pudong Airport



34KM

至外高桥港区
to Waigaoqiao Port



42KM

至上海市中心
to Shanghai CBD



52KM

至上海虹桥国际机场
to Hongqiao Airport

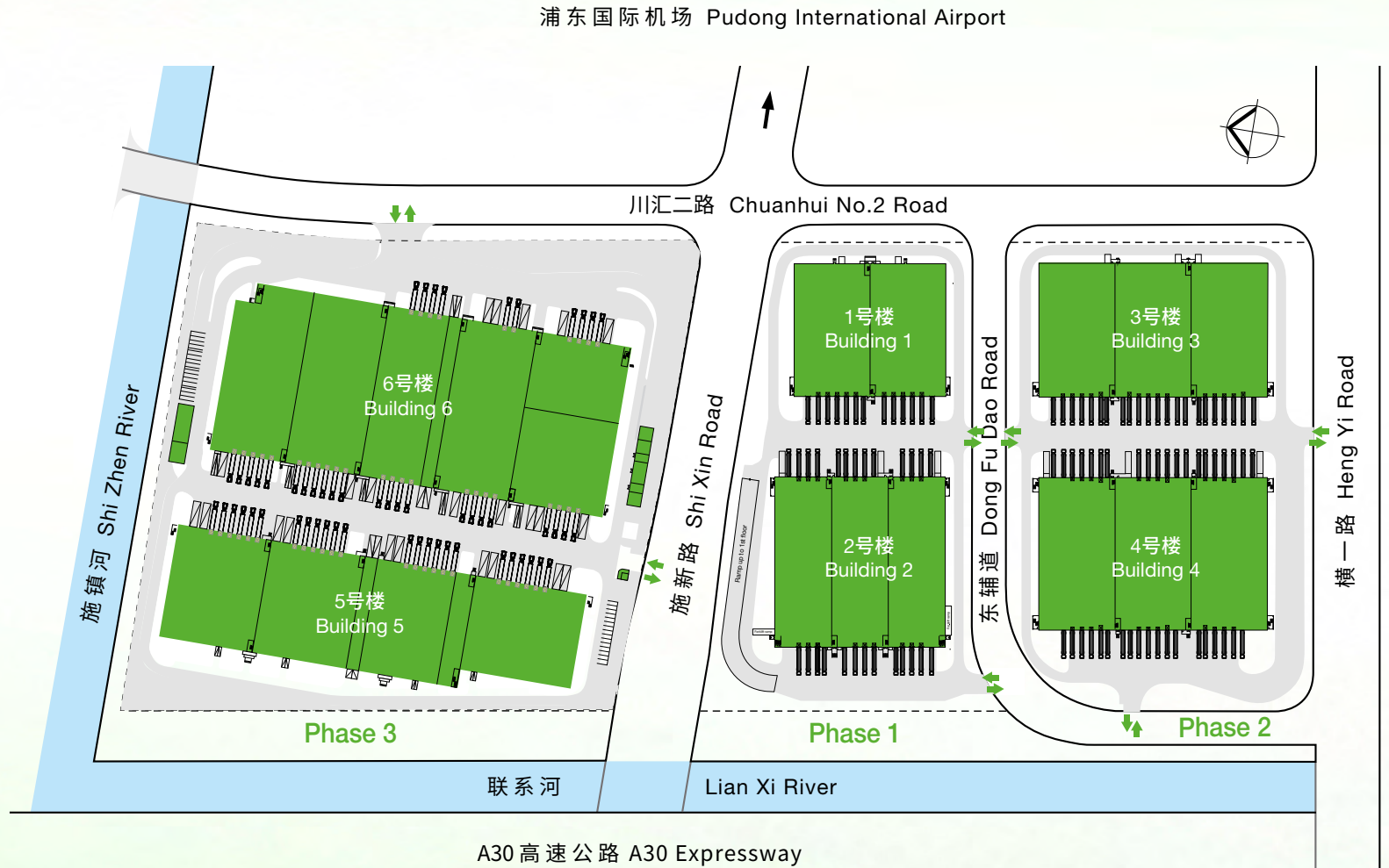


198,490 总面积
SQM

平面图 FLOORPLAN

面积表 AREA SCHEDULE 平方米 SQM

1号楼 Building 1	17,487
仓库 Warehouse	14,402
办公室 Office	2,170
雨棚 Canopy	260
公摊 Allocation	655
2号楼 Building 2	25,788
仓库 Warehouse	20,775
办公室 Office	3,705
雨棚 Canopy	536
公摊 Allocation	772
3号楼 Building 3	30,955
仓库 Warehouse	25,272
办公室 Office	3,711
雨棚 Canopy	912
公摊 Allocation	1,060
4号楼 Building 4	26,133
仓库 Warehouse	19,972
办公室 Office	4,201
雨棚 Canopy	1,019
公摊 Allocation	941
5号楼 Building 5	40,350
仓库 Warehouse	37,435
雨棚 Canopy	1,416
公摊 Allocation	1,499
6号楼 Building 6	57,777
仓库 Warehouse	53,751
雨棚 Canopy	1,649
公摊 Allocation	2,377
总计 Total building	198,490



嘉民青浦 现代产业园

GOODMAN QINGPU CENTRE

区域优势 WELL CONNECTED

位于国家级开发区--上海张江青浦园区，毗邻上海虹桥交通枢纽，借助完善的交通网络可为上海及周边地区提供快速有效的工业服务。项目由3幢3层坡道及电梯建筑设施构成并获得了LEED金级认证。

Located in the heart of the state level development zone, the Zhangjiang Hi-Tech Qingpu Park, the property offers prompt and efficient industrial services to the Greater Shanghai area with easy access to Shanghai Hongqiao transportation hub. The property comprises 3 triple-storey ramp-up buildings with cargo lifts and has obtained LEED Gold certification.



2KM

至上海绕城高速
to Shanghai Ring Expressway



14KM

至昆山花桥
to Kunshan Huaqiao



22KM

至上海虹桥国际机场
to Hongqiao Airport



35KM

至上海市中心
to Shanghai CBD

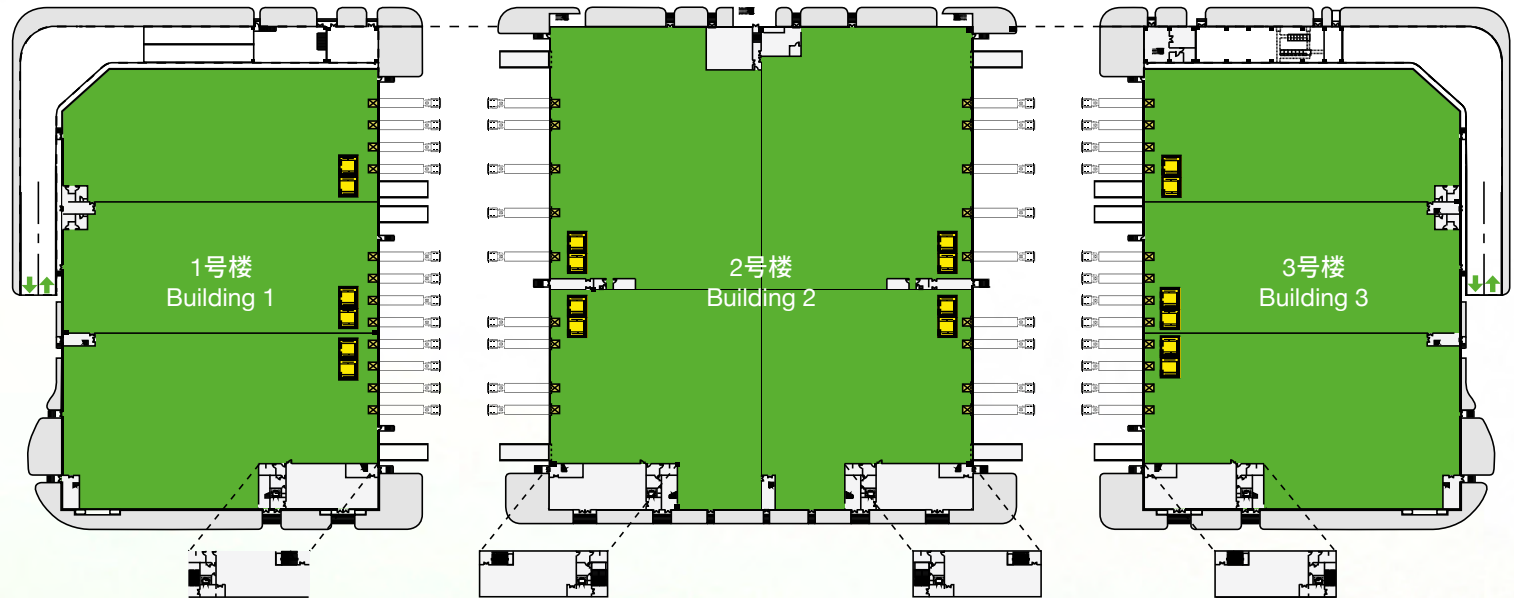


110,294 总面积
SQM

平面图 FLOORPLAN

面积表 AREA SCHEDULE 平方米 SQM

1号楼 Building 1	31,381
作业区 Operation area	29,103
办公室 Office	2,278
2号楼 Building 2	47,532
作业区 Operation area	42,657
办公室 Office	4,875
3号楼 Building 3	31,381
作业区 Operation area	29,103
办公室 Office	2,278
总计 Total building	110,294



货梯
Cargo lift

嘉民青浦 工业园

GOODMAN QINGPU INDUSTRIAL PARK

区域优势 WELL CONNECTED

项目处长三角上海市青浦区,紧挨上海省道嘉松中路,位于沪常高速出入口2公里,可为上海及长三角城市群提供高效的工业服务平台。项目为双层坡道建筑。Located in Qingpu District, Shanghai, Yangtze Delta. Immediate adjacent to S224 expressway Entrance and only 2 km to S26 Expressway, covering Shanghai and the major Yangtze Delta region, an industrial service platform for cities around. The property comprises 2 double-storey ramp-up buildings.



2KM

至沪常高速出入口
to S26 Expressway Entrance



2KM

至徐乐北路站轨交
to Xule North Road Metro
Station (under planning)



20KM

至上海虹桥国际机场
to Hongqiao Airport



20KM

至上海市中心
to Shanghai CBD

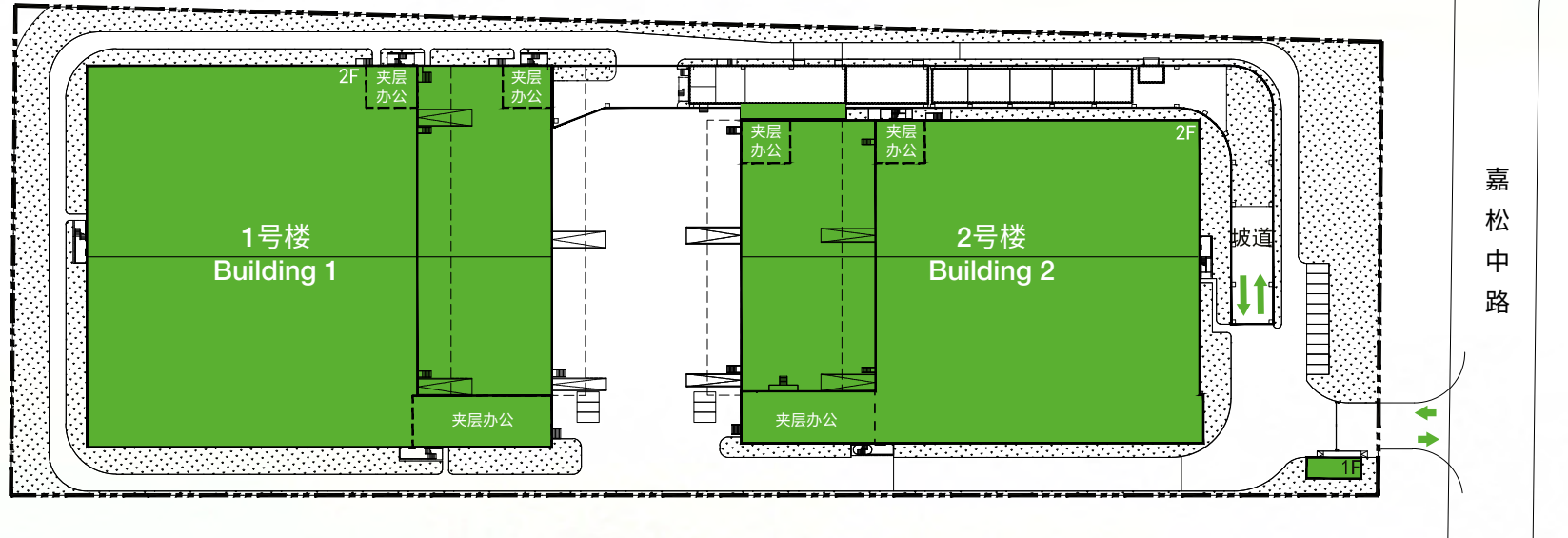


36,465 总面积
SQM

平面图 FLOORPLAN

面积表 AREA SCHEDULE 平方米 SQM

1号楼 Building 1	19,772
仓库 Warehouse	17,126
办公室 Office	1,659
雨棚 Canopy	628
公摊 Allocation	359
2号楼 Building 2	16,693
仓库 Warehouse	14,269
办公室 Office	1,601
雨棚 Canopy	519
公摊 Allocation	304
总计 Total building	36,465



嘉民奉贤 配送中心

GOODMAN FENGXIAN DISTRIBUTION CENTRE

区域优势 WELL CONNECTED

嘉民奉贤配送中心位于奉贤经济开发区，望园路 1758 号，周边享有成熟的交通运输网络，可为奉贤区域城市配送及浦东临港区域配送提供高效的物流仓储服务。
Located in No.1758 Wangyuan Road, Fengxian Economic Development District, Shanghai. With easy access to major expressways, Goodman Fengxian Distributiou Centre enjoys well-developed transportation networks and offers efficient logistics services areas in Fengxian downtown and Pudong Lingang.



1KM

至大叶公路
to Daye Highway



2KM

至S4沪金高速入口处
to the Entrance of
S4 Hujin Expressway



5KM

至奉浦大道
to Fengpu Avenue



5KM

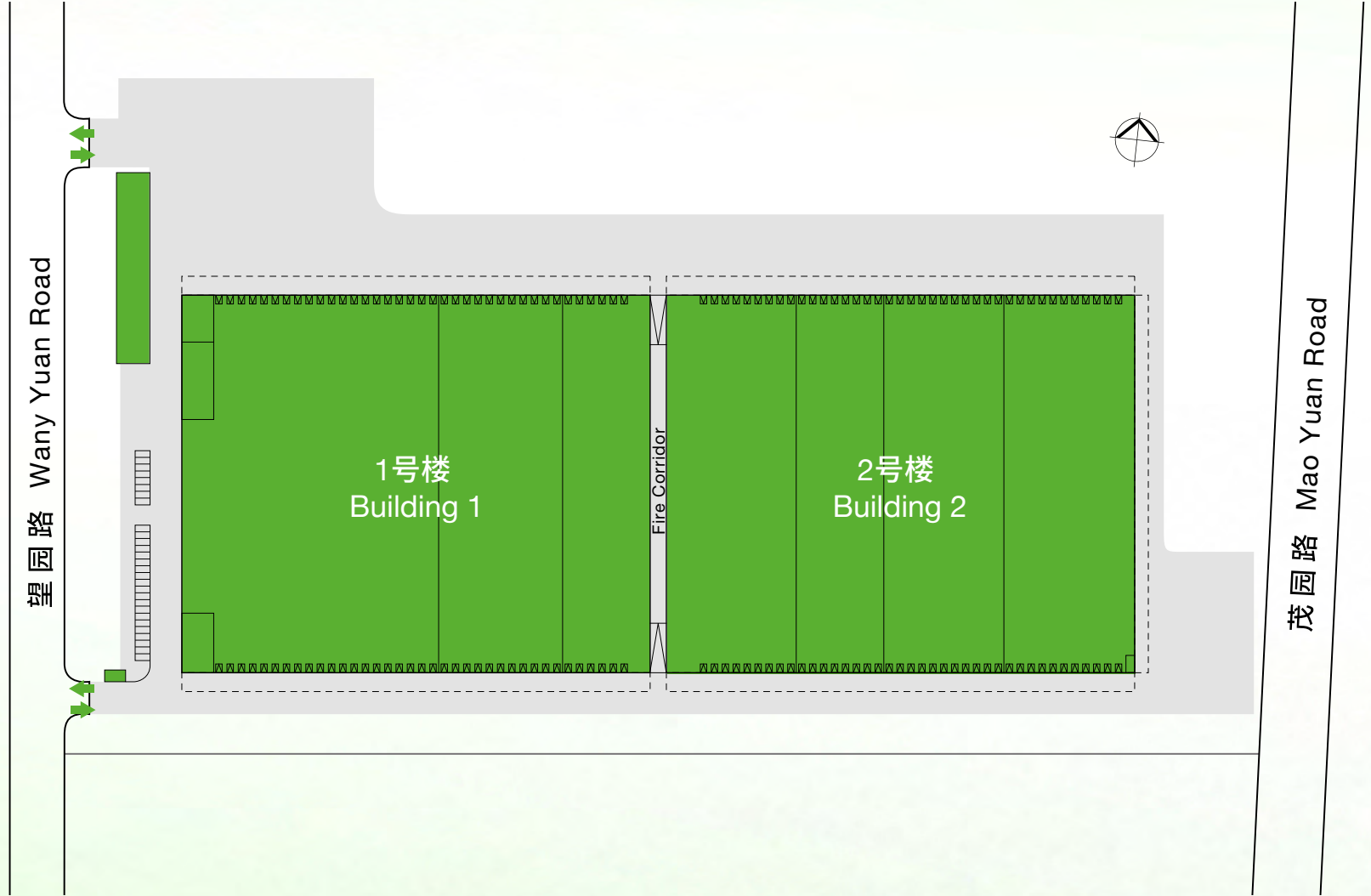
至虹梅路隧道
to Hongmei Road Tunnel



48,311 总面积
SQM

平面图 FLOORPLAN

面积表 AREA SCHEDULE	平方米 SQM
建筑 Building	47,961
设备用房 Utility Room	200
餐厅 Canteen	150
总计 Total building	48,311



嘉民奉贤 国际物流园

GOODMAN FENGXIAN INTERNATIONAL
LOGISTICS PARK

区域优势 WELL CONNECTED

项目紧靠 S4 沪金高速出入口2公里处, 位于奉贤大叶公路附近—周边路网发达, 有多条通往市区及周边的大道和隧道枢纽。由 6 栋单层仓库组成, 总面积约为 125,750 平方米可提供给客户。

Located nearby Daye Road. Only 2km to the Entrance of S4 Hujin Expressway. Surrounded by a well-developed neighboring transportation network with important avenues leading to Downtown. Consisting of six single storey warehouses with a total area about 125,750 sqm available to the customers.



2KM

至 S4 沪金高速
to S4 Hujin Expressway



35KM

至上海市中心
to Shanghai CBD



35KM

至上海虹桥国际机场
to Hongqiao Airport



50KM

至上海浦东国际机场
to Pudong Airport

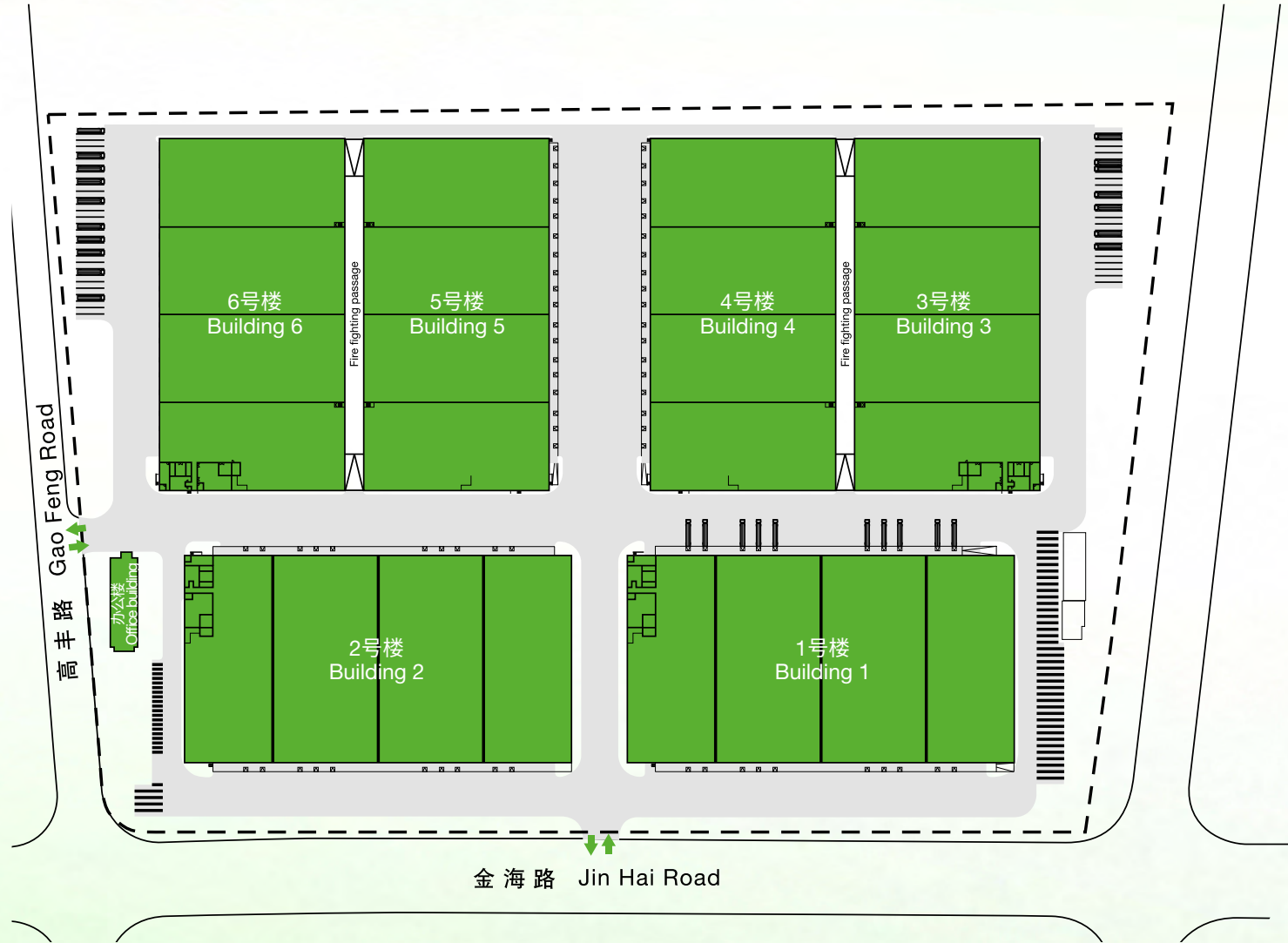


125,750 总面积
SQM

平面图 FLOORPLAN

面积表 AREA SCHEDULE 平方米 SQM

1号楼 Building 1	24,035
2号楼 Building 2	23,573
3号楼 Building 3	19,156
4号楼 Building 4	19,150
5号楼 Building 5	19,131
6号楼 Building 6	19,152
办公楼 Office building	1,553
总计 Total building	125,750



嘉民康桥 配送中心

GOODMAN KANGQIAO DISTRIBUTION CENTRE

区域优势 WELL CONNECTED

地处康桥工业区的核心位置，便利通往上海浦东国际机场、上海市中心和外高桥港口，是嘉民在中国第一个定制项目，专为满足 DHL 在上海的物流运作。

Located in the heart of the Kangqiao Industrial Zone, the site offers excellent accessibility to the Shanghai Pudong International Airport, Shanghai downtown and the Waigaoqiao Port. It represents Goodman's first built-to-suit property in China, catering for DHL's logistics operation.



25KM

至上海市中心
to Shanghai CBD



25KM

至外高桥港区
to Waigaoqiao Port



27KM

至上海浦东国际机场
to Pudong Airport



40KM

至上海虹桥国际机场
to Hongqiao Airport



56,718 总面积
SQM

平面图 FLOORPLAN

面积表 AREA SCHEDULE 平方米 SQM

1号楼 Building 1	12,930
2号楼 Building 2	24,098
3号楼 Building 3	17,218
办公楼 Office building	2,033
其他 Others	439
总计 Total building	56,718



嘉民临港 物流中心

GOODMAN LINGANG LOGISTICS CENTRE

区域优势 WELL CONNECTED

位于上海临港物流园，毗邻战略定位为东北亚国际航运中心的洋山深水港，3幢仓库总面积达58,500平方米及46,800平方米的集装箱堆场。

Located in Shanghai Lingang Logistics Park, a key logistics hub in Shanghai. Adjacent to the Yangshan Deep Water Port which is strategically positioned as an international shipping centre for Northeast Asia. It offers three warehouses, with a total area of 58,500 sqm, along with a container yard of 46,800 sqm.



3KM

至芦潮港铁路站
to Luchaogang Railway Terminal



34KM

至上海浦东国际机场
to Pudong Airport



38KM

至洋山港
to Yangshan Port



70KM

至外高桥港区
to Waigaoqiao Port

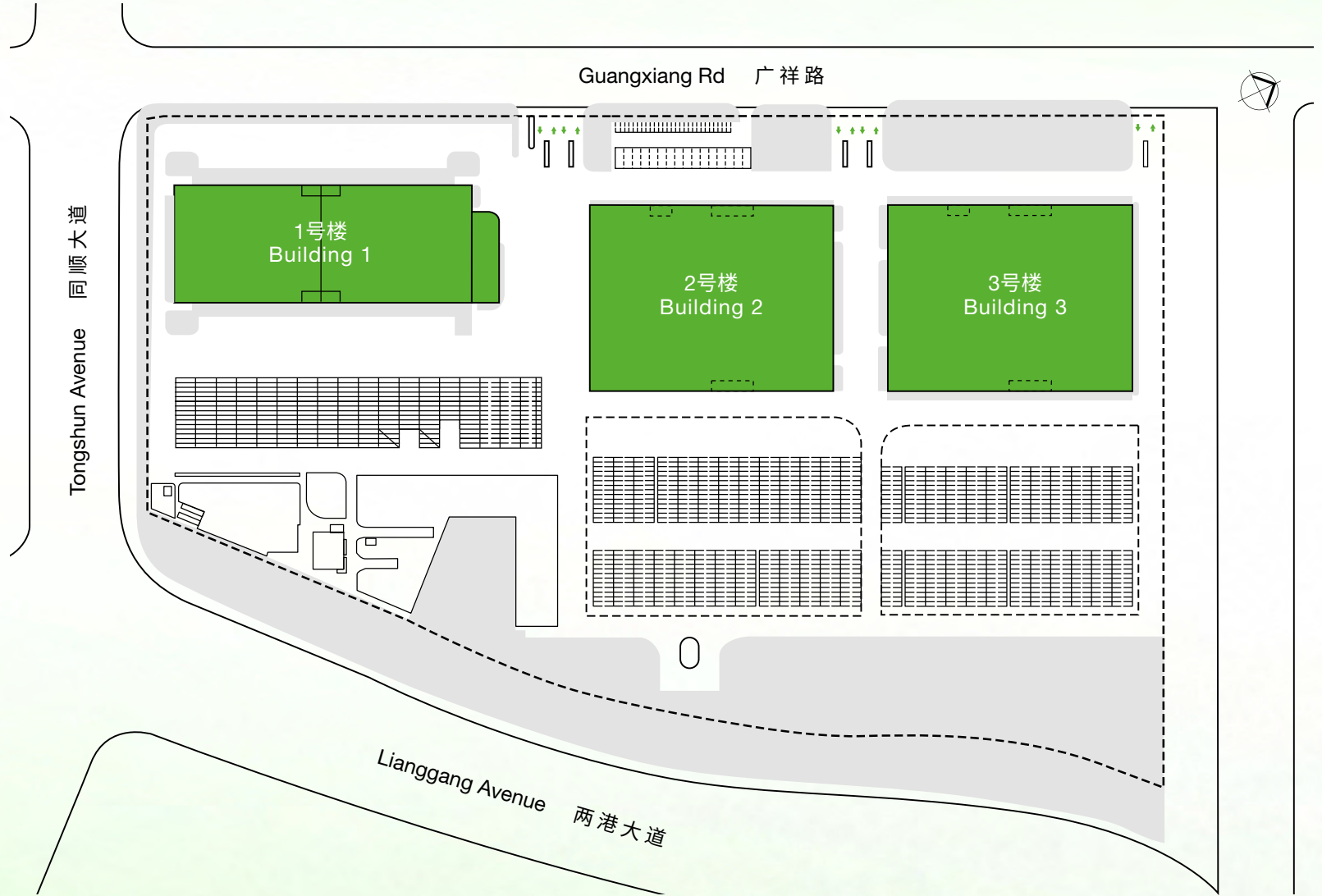


105,341 总面积
SQM

平面图 FLOORPLAN

面积表 AREA SCHEDULE 平方米 SQM

1号楼 Building 1	22,625
2号楼 Building 2	17,950
3号楼 Building 3	17,950
堆场 Yard	46,816
总计 Total building	105,341



嘉民桃浦 物流中心

GOODMAN TAOPU INDUSTRIAL ESTATE

区域优势 WELL CONNECTED

位于普陀区西北物流园—上海唯一的陆路口岸型物流园区，位于宝山、嘉定、普陀的三区交汇处。毗邻 A20 及 A12 高速，便捷连接上海与苏州。

Nestled in the Northwest Logistics Park of Putuo District, which stands as the sole land port logistics hub in Shanghai and converges at the intersection of Baoshan, Jiading, and Putuo District, our project enjoys an unparalleled geographical advantage. It lies in close proximity to A20 and A12 expressways, offering seamless connectivity between Shanghai and Suzhou.



1KM

至A12高速
to A12 Expressway



15KM

至上海虹桥国际机场
to Hongqiao Airport



31KM

至外高桥港区
to Waigaoqiao Port



60KM

至上海浦东国际机场
to Pudong Airport

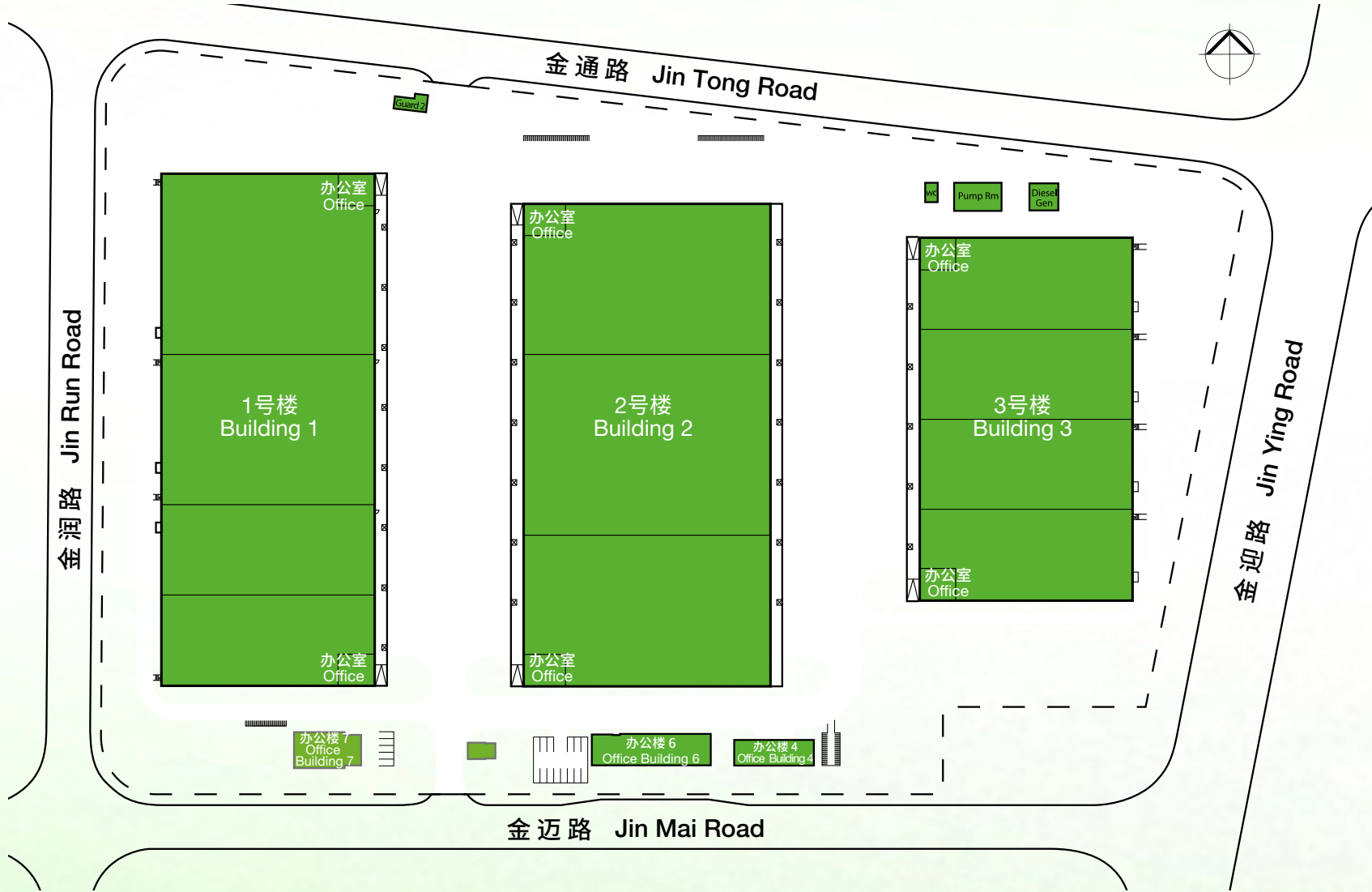


45,608 总面积
SQM

平面图 FLOORPLAN

面积表 AREA SCHEDULE 平方米 SQM

1号楼 Building 1	15,489
2号楼 Building 2	16,393
3号楼 Building 3	11,181
办公楼4 Office building 4	610
办公楼6 Office building 6	1,442
办公楼7 Office building 7	491
总计 Total building	45,608



嘉民外高桥 配送中心

GOODMAN WAIGAOQIAO DISTRIBUTION CENTRE

区域优势 WELL CONNECTED

位于外高桥保税区，上海国际航运、贸易中心的重要载体，毗邻黄金岸线深水港区 and 上海市区，享有进出口关税优惠，是高价值消费品配送中心的理想选址。4幢坡道式双层建筑设施。

Located within the Waigaoqiao Free Trade Zone (FTZ), a preferred location for distribution centres of high value consumer goods due to its proximity to the Golden Coast Deepwater Port and Shanghai downtown. The property consists of four two-storey ramped-up buildings.



3.3KM

至S20(上海外环高速)
to S20 Express Highway



22KM

至上海市中心
to Shanghai CBD



33KM

至上海浦东国际机场
to Pudong Airport



42KM

至上海虹桥国际机场
to Hongqiao Airport

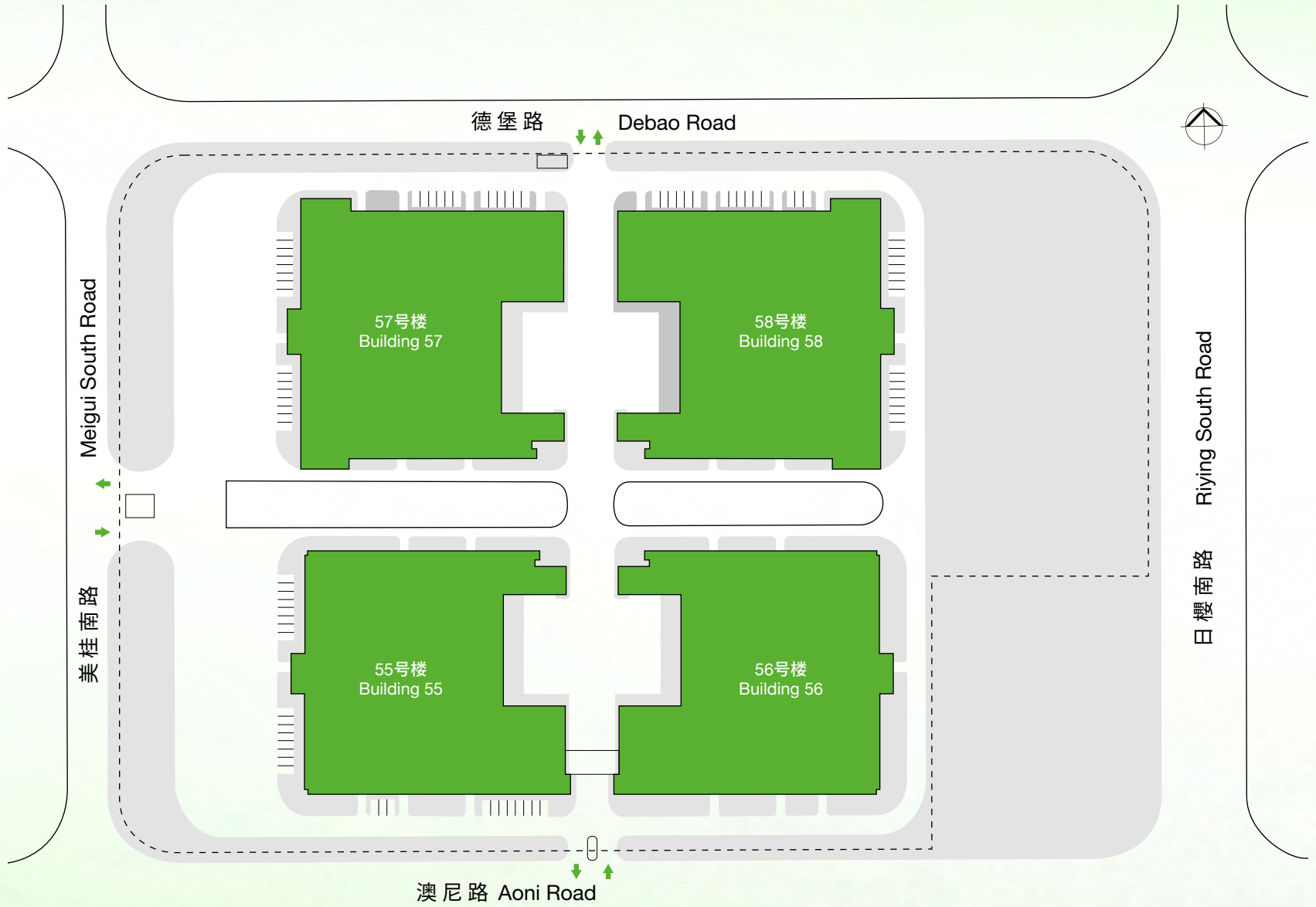


77,582 总面积
SQM

平面图 FLOORPLAN

面积表 AREA SCHEDULE 平方米 SQM

55号楼 Building 55	19,539
56号楼 Building 56	19,693
57号楼 Building 57	19,305
58号楼 Building 58	19,045
总计 Total building	77,582







SUZHOU

嘉民苏高新中心工业园
GOODMAN SUZHOU CENTRAL PARK

嘉民西苏州物流中心
GOODMAN SUZHOU WEST LOGISTICS CENTRE

嘉民吴江东电子商务产业园
GOODMAN WUJIANG EAST PARK

嘉民吴江产业园
GOODMAN WUJIANG INDUSTRIAL PARK

嘉民吴江高科技产业园
GOODMAN WUJIANG HI-TECH INDUSTRIAL PARK

嘉民太仓工业园
GOODMAN TAICANG INDUSTRIAL PARK

嘉民太仓创新科技产业园
GOODMAN TAICANG NEW-TECH PARK

嘉民鲲驰集团华东新零售总部
GOODMAN KUNCHI EAST CHINA NEW-RETAIL HUB

嘉民常熟北物流中心
GOODMAN CHANGSHU NORTH LOGISTICS CENTRE

嘉民苏高新 中心工业园

GOODMAN SUZHOU CENTRAL PARK

区域优势 WELL CONNECTED

位于中国科技和产业发展特区—苏州高新区核心区域，拥有优越的地理位置和完善的交通网络，是企业生产、办公、研发和配送的理想选择。项目二期包括2栋三层坡道电梯建筑和1栋三层电梯建筑设施。项目获得了 LEED 金级认证。

Located in the core area of the designated and established region for technological and industrial development in China, the Suzhou Hi-Tech Zone. The property enjoys advanced infrastructure and well-developed transportation network, which serves as an ideal place for manufacture, office, R&D and distribution. Phase 2 consists of 2 triple-storey ramp-up buildings with cargo lifts and 1 triple-storey cargo building. The project has obtained LEED Gold certification.



6KM

至苏州新区
to Suzhou Hi-Tech District



8KM

至苏绍高速
to Suzhou-Shaoxing Expressway



10KM

至苏州市中心
to Suzhou CBD



14KM

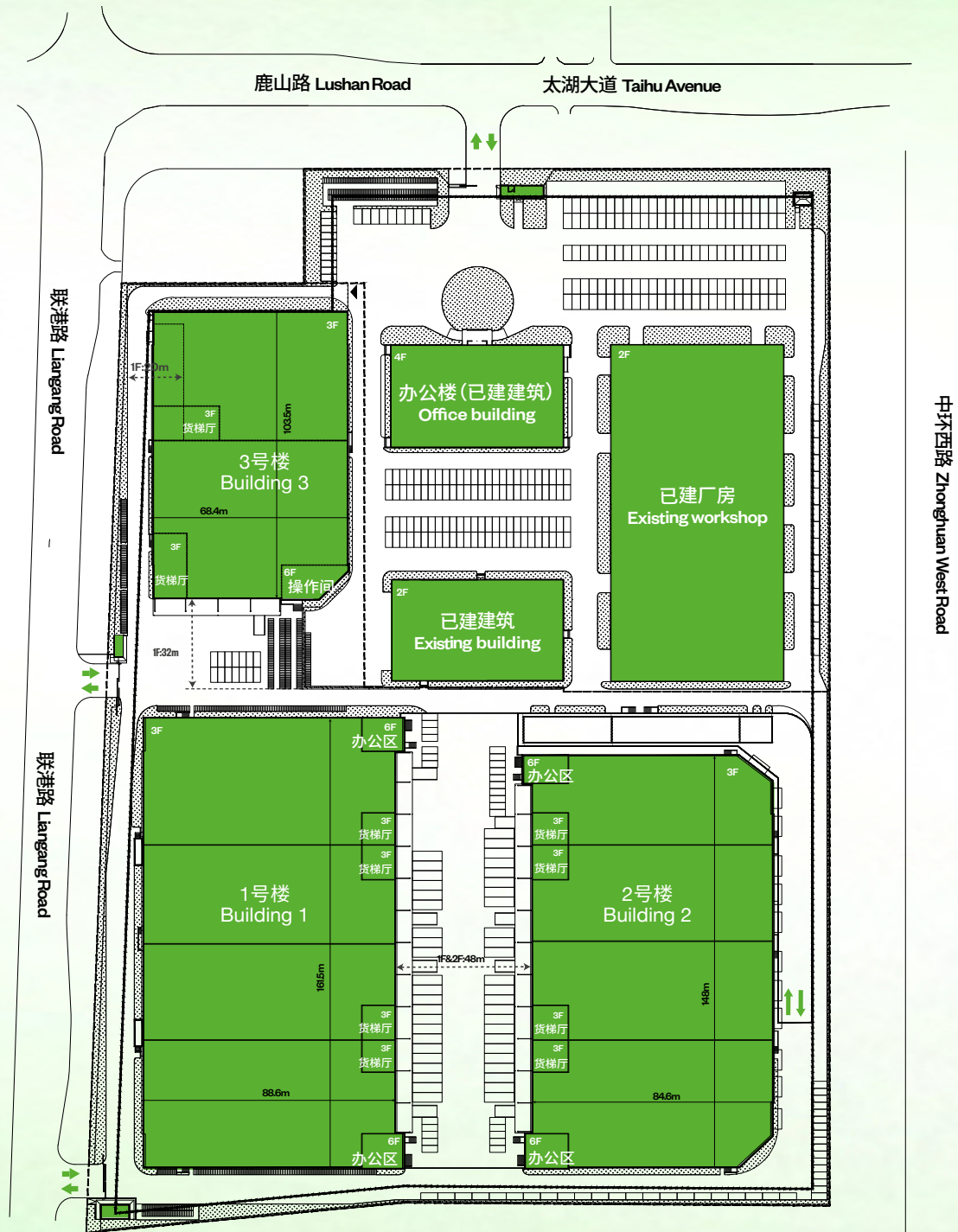
至沪宁高速
to Huning Expressway



136,370 总面积
SQM

平面图 FLOORPLAN

面积表 AREA SCHEDULE	平方米 SQM
1号楼 Building 1	46,257
作业区 Operation area	42,140
办公室 Office	1,329
雨棚 Canopy	689
公摊 Allocation	2,099
2号楼 Building 2	39,828
作业区 Operation area	36,124
办公室 Office	1,262
雨棚 Canopy	635
公摊 Allocation	1,807
3号楼 Building 3	21,781
作业区 Operation area	19,624
办公室 Office	902
雨棚 Canopy	267
公摊 Allocation	988
办公楼 Office building	8,989
已建厂房 Existing Workshop	14,994
已建建筑 Existing Building	4,521
总计 Total building	136,370



嘉民西苏州 物流中心

GOODMAN SUZHOU WEST LOGISTICS CENTRE

区域优势 WELL CONNECTED

位于苏州高新区，中国科技和产业发展特区。距离苏州高新区中心9公里，距离苏州市中心13公里。项目周边主要基础设施、道路网络和配套设施良好。

Located in Suzhou New District, which is a designated and established region for technological and industrial development in China. The property is 9km to SND and 13km to Suzhou CBD. With convenient access to major infrastructure and road network and established amenities.



6KM

至苏绍高速
to Suzhao Expressway



7KM

至苏州高新区火车站
to Suzhouxinqu Railway



9KM

至沪宁高速
to Huning Expressway



13KM

至苏州市中心
to Suzhou CBD

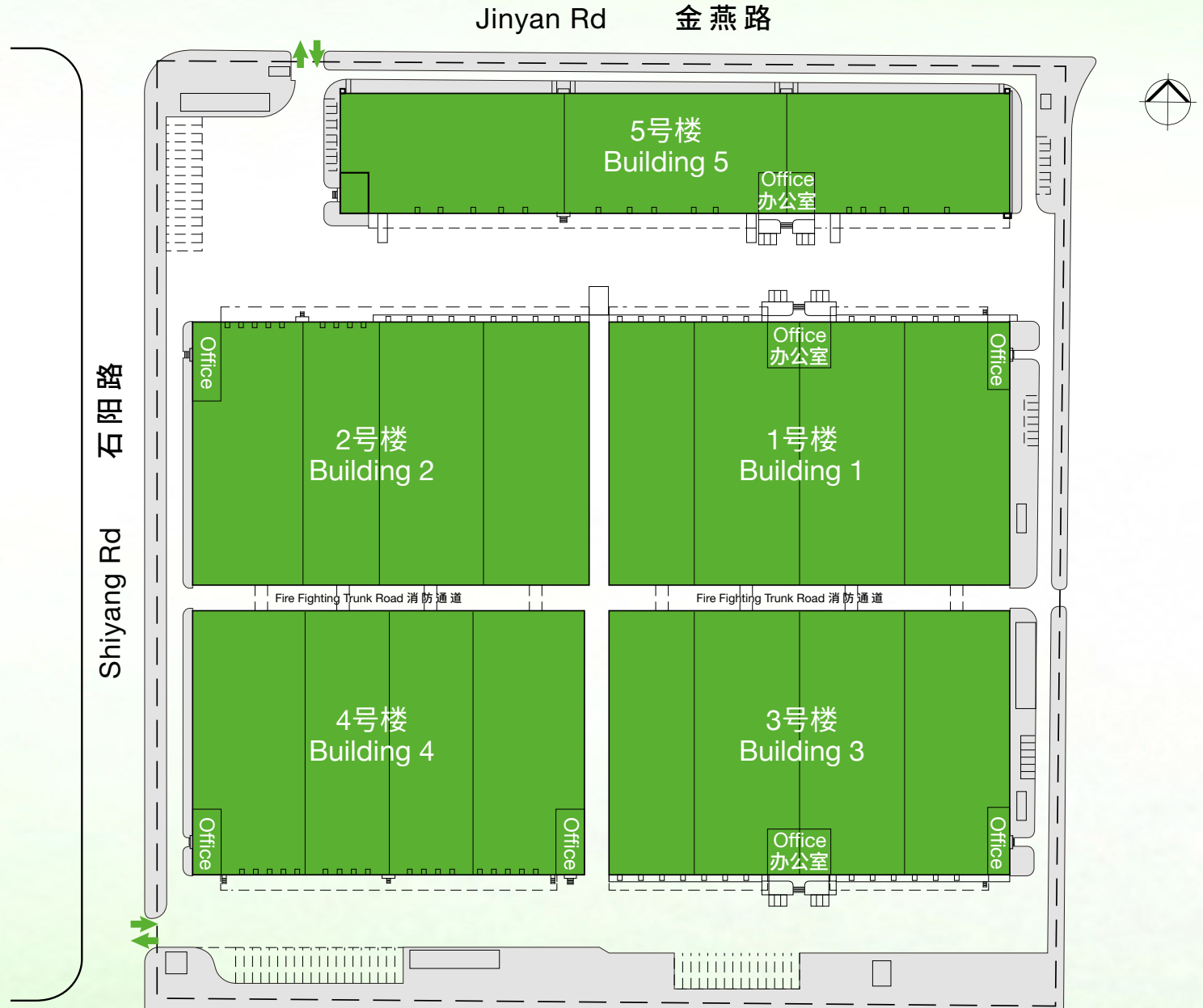


94,242 总面积
SQM

平面图 FLOORPLAN

面积表 AREA SCHEDULE 平方米 SQM

1号楼 Building 1	19,921
2号楼 Building 2	19,371
3号楼 Building 3	19,921
4号楼 Building 4	19,443
5号楼 Building 5	15,586
总计 Total building	94,242



嘉民吴江东电子 商务产业园

GOODMAN WUJIANG EAST PARK

区域优势 WELL CONNECTED

该项目位于吴江区汾湖高新技术产业开发区内，处于“临沪”经济圈内，是“临沪”经济圈中最具地理优势的区域之一，区域构建了先进制造业和现代服务业并举的产业格局。项目包含4栋单层建筑。

The project is located in the FOHO NEW & HIGH-Tech Industrial Development Zone of Wujiang District, which is located in the Linhu Economic Circle, one of the most geographically advantageous areas in the Linhu Economic Circle, and the region has established an industrial pattern of advanced manufacturing and modern service industries. The project consists of 4 single-storey buildings.



26KM

至上海青浦区
to Qingpu District Shanghai



46KM

至上海虹桥国际机场
to Hongqiao Airport



55KM

至嘉兴市
to Jiaxing CBD



65KM

至苏州市
to Suzhou CBD

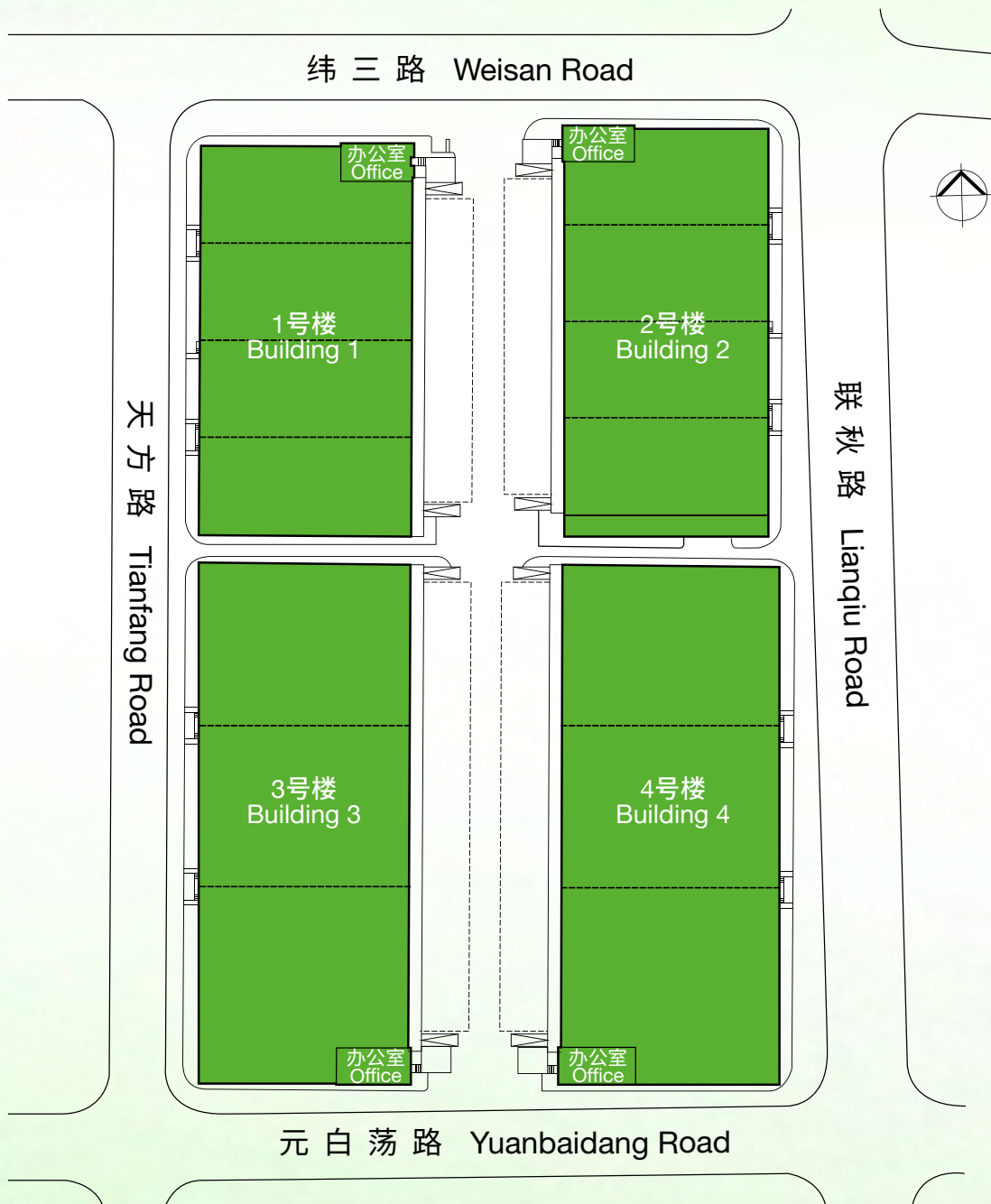


55,364 总面积
SQM

平面图 FLOORPLAN

面积表 AREA SCHEDULE 平方米 SQM

1号楼 Building 1	11,524
作业区 Operation area	10,182
办公室 Office	643
雨棚 Canopy	381
公摊 Allocation	318
2号楼 Building 2	11,007
作业区 Operation area	9,716
办公室 Office	608
雨棚 Canopy	379
公摊 Allocation	304
3号楼 Building 3	17,201
作业区 Operation area	15,568
办公室 Office	639
雨棚 Canopy	520
公摊 Allocation	474
4号楼 Building 4	15,632
作业区 Operation area	14,015
办公室 Office	665
雨棚 Canopy	520
公摊 Allocation	432
总计 Total building	55,364



嘉民吴江 产业园

GOODMAN WUJIANG INDUSTRIAL PARK

区域优势 WELL CONNECTED

位于吴江经济技术开发区（国家级经济技术开发区），地处长三角一体化示范区，拥有完善的基础设施配套，便利的交通网络以及成熟的产业集群，是企业生产、办公、研发等的理想选择。项目包含4栋三层坡道建筑并获得LEED金级认证。

Located in WETDZ, an integrated regional demonstration area in the Yangtze River Delta, the property is developed with advanced infrastructure, well-established transportation network and a mature system of industrial clusters, which is an ideal place for manufacture, office and R&D. The property comprises 4 triple-storey ramp-up buildings with LEED Gold certificate.



25KM

至苏州市中心
to Suzhou CBD



35KM

至苏州高新区
to Suzhou New District



60KM

至嘉兴市
to Jiaxing CBD



80KM

至上海虹桥国际机场
to Hongqiao Airport

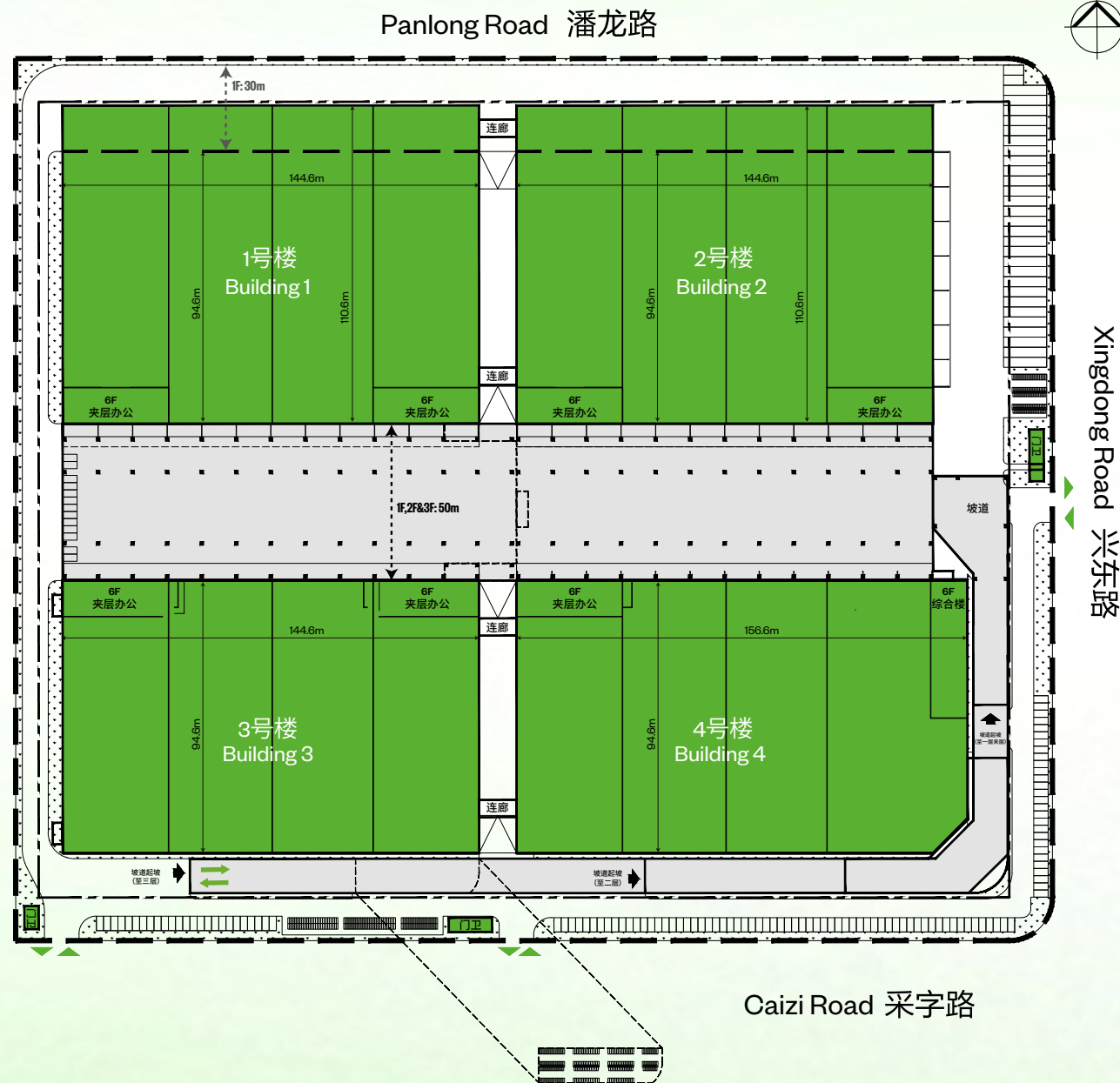


198,798 总面积
SQM

平面图 FLOORPLAN

面积表 AREA SCHEDULE 平方米 SQM

1号楼 Building 1	52,244
作业区 Operation area	46,012
办公室 Office	2,872
雨棚 Canopy	2,784
公摊 Allocation	576
2号楼 Building 2	52,495
作业区 Operation area	46,075
办公室 Office	2,809
雨棚 Canopy	3,032
公摊 Allocation	579
3号楼 Building 3	45,903
作业区 Operation area	41,189
办公室 Office	2,906
雨棚 Canopy	1,302
公摊 Allocation	506
4号楼 Building 4	48,156
作业区 Operation area	43,387
办公室 Office	2,936
雨棚 Canopy	1,302
公摊 Allocation	531
总计 Total building	198,798



Caizi Road 采字路

嘉民吴江 高科技产业园

GOODMAN WUJIANG HI-TECH INDUSTRIAL PARK

区域优势 WELL CONNECTED

位于吴江经济技术开发区内，地处长三角核心位置，东临上海，距虹桥机场 80 公里；北近无锡、常熟。西接苏州市区，距苏州工业园区 10 公里。项目由两栋双层坡道建筑组成并获得了 LEED 金级认证。

Located in WETDZ - the core area of the Yangtze River Delta, with Shanghai on the East (80 km to Shanghai Hongqiao International Airport), Wuxi and Changshu on the North, and Suzhou on the West (10 km to Suzhou Industrial Park). The property is developed with 2 double-storey ramp-up buildings and has obtained LEED Gold certification.



25KM

至苏州市中心
to Suzhou CBD



35KM

至苏州高新区
to Suzhou New District



60KM

至嘉兴市
to Jiading CBD



80KM

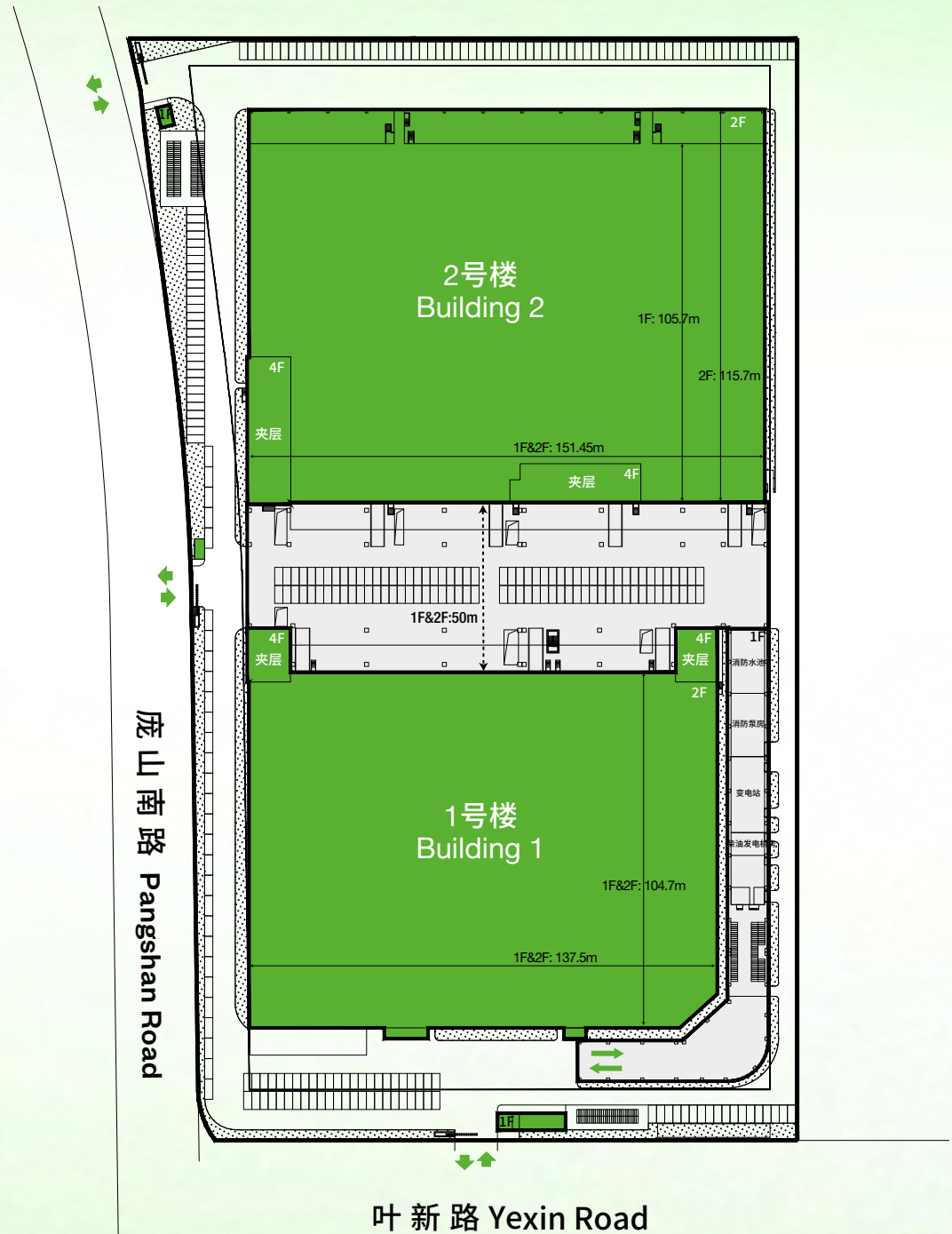
至上海虹桥国际机场
to Hongqiao Airport



69,362 总面积
SQM

平面图 FLOORPLAN

面积表 AREA SCHEDULE	平方米 SQM
1号楼 Building 1	31,828
作业区 Operation area	28,725
办公室 Office	1,151
雨棚 Canopy	1,073
公摊 Allocation	879
2号楼 Building 2	37,534
作业区 Operation area	32,485
办公室 Office	2,176
雨棚 Canopy	1,836
公摊 Allocation	1,037
总计 Total building	69,362



嘉民太仓 工业园

GOODMAN TAICANG INDUSTRIAL PARK

区域优势 WELL CONNECTED

位于太仓璜泾镇，聚力发展数字经济、高端装备、新材料，并将生产制造与供应链无缝链接，实现园内零距离互动。项目临近太仓港区，5栋单层仓储及工业设施，提供99,972平方米优质物流及工业空间，可快速辐射大苏州及上海西北部地区。

Locates in Huangjin Town, focus on the developments of Digital Economy, High Standard Equipments, and New Material. The park connects production and supplychain smoothly and achieve zero-distance interaction. Close to Taicang Port, quickly covering great Suzhou nd north-west Shanghai region. 5 blocks single floor warehousing and industry buildings with providing 99,972 sqm space for qualified logistics and production.



15KM

至G15沈海高速
to G15 Expressway



15KM

至太仓港
to Taicang Port



30KM

至太仓市
to Taicang Downtown



30KM

至上海嘉定区
to Jiading District Shanghai

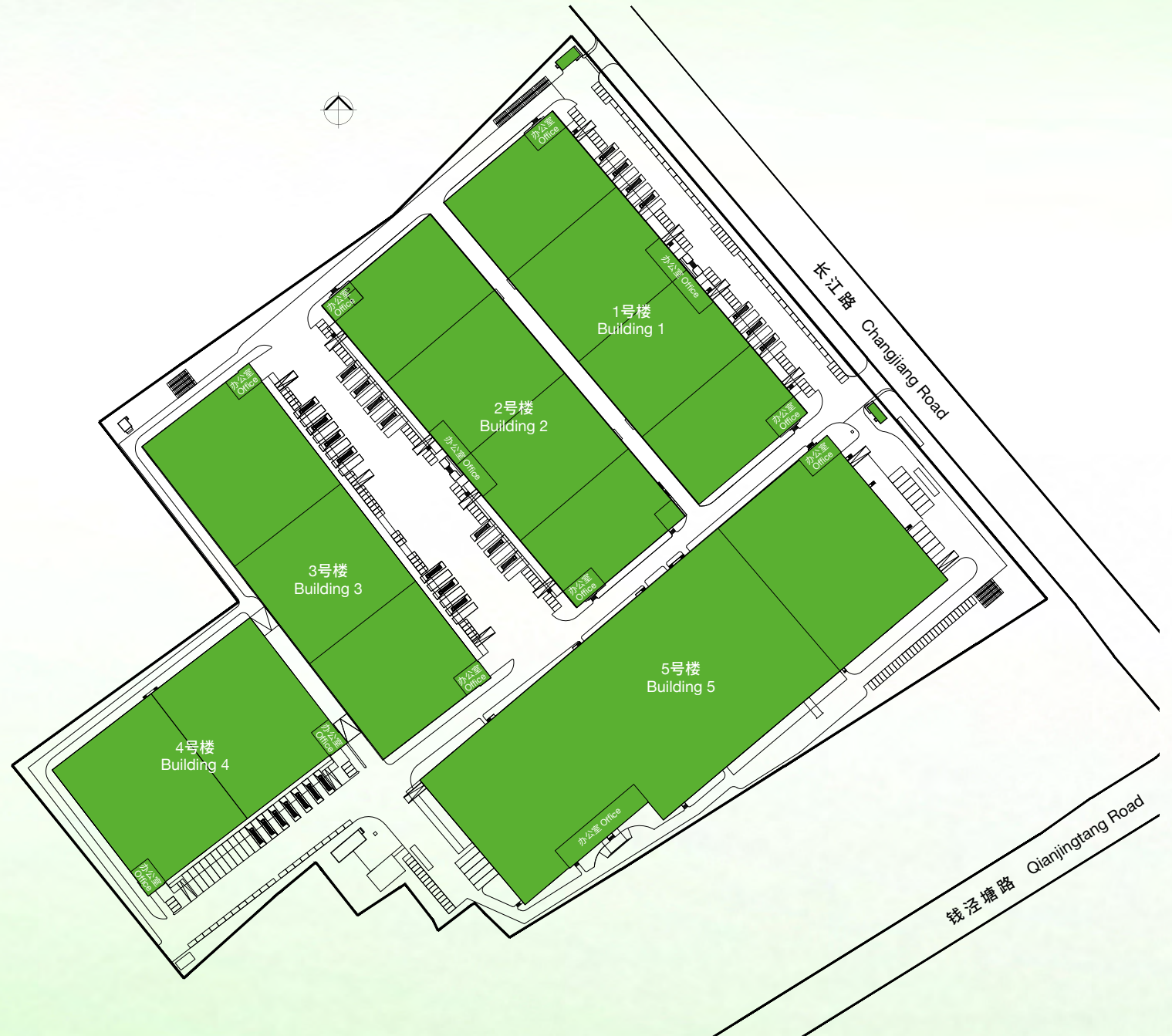


99,972 总面积
SQM

平面图 FLOORPLAN

面积表 AREA SCHEDULE 平方米 SQM

1号楼 Building 1	18,983
作业区 Operation area	16,700
办公室 Office	1,515
雨棚 Canopy	440
公摊 Allocation	328
2号楼 Building 2	18,800
作业区 Operation area	16,521
办公室 Office	1,515
雨棚 Canopy	440
公摊 Allocation	324
3号楼 Building 3	17,284
作业区 Operation area	16,197
办公室 Office	514
雨棚 Canopy	440
公摊 Allocation	133
4号楼 Building 4	12,877
作业区 Operation area	12,005
办公室 Office	514
雨棚 Canopy	259
公摊 Allocation	99
5号楼 Building 5	32,028
作业区 Operation area	28,491
办公室 Office	2,086
雨棚 Canopy	674
公摊 Allocation	777
总计 Total building	99,972



嘉民太仓创新 科技产业园

GOODMAN TAICANG NEW-TECH PARK

区域优势 WELL CONNECTED

太仓高新区位于太仓市城区核心，地理位置优越。沪嘉浏高速公路、苏嘉杭高速公路和沿江高速公路在区内交汇，沿江高速公路和苏太高速公路贯穿开发区东西南北。项目由两栋双层电梯建筑组成并获得了 LEED 金级认证。

Taicang High-Tech Zone is located at the centre of Taicang downtown with favourable location, where Shanghai-Jiading-Taicang (S5) Expressway, Suzhou-Jiaxing-Hangzhou (G15W) Expressway and Yangtze river Coastal Expressway intersect and Suzhou-Taizhou (S9) Expressway and Coastal Expressway cross through. The property comprises 2 double-storey buildings with cargo lifts and has obtained LEED Gold certification.



5KM

至太仓市
to Taicang Downtown



7KM

至G15沈海高速
to G15 Shenhai Expressway



55KM

至苏州市
to Suzhou Downtown



55KM

至上海市
to Shanghai Downtown

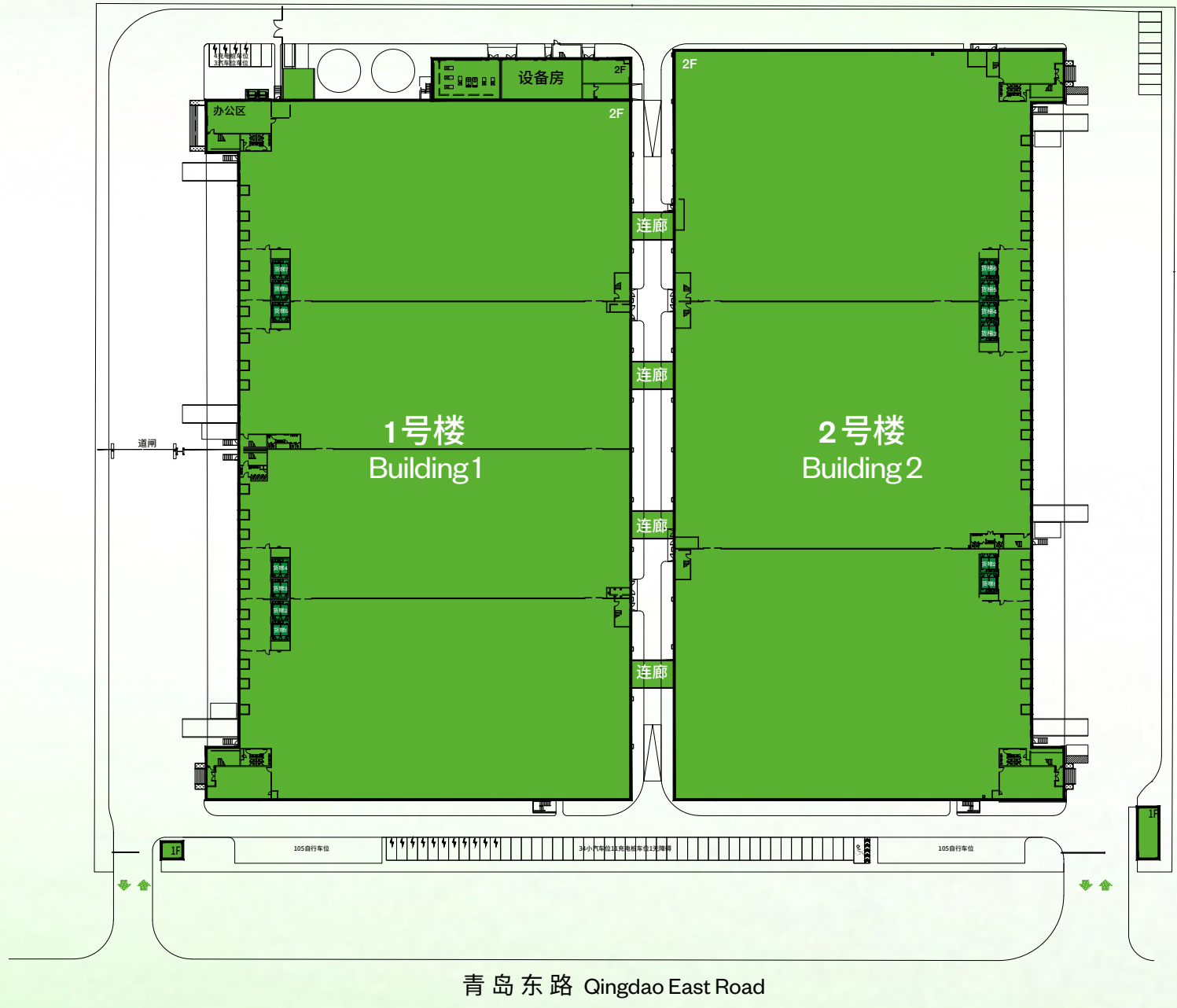


63,191 总面积
SQM

平面图 FLOORPLAN

面积表 AREA SCHEDULE 平方米 SQM

1号楼 Building 1	31,936
作业区 Operation area	29,776
办公室 Office	1,070
雨棚 Canopy	618
公摊 Allocation	472
2号楼 Building 2	31,255
作业区 Operation area	29,069
办公室 Office	1,054
雨棚 Canopy	670
公摊 Allocation	462
总计 Total building	63,191



嘉民鲲驰集团 华东新零售总部

GOODMAN KUNCHI EAST CHINA NEW-RETAIL HUB

区域优势 WELL CONNECTED

位于离常熟市中心最近的工业园区 - 常熟虞山科技园; 距离沪通铁路与苏南沿江高铁共用站 - 常熟站仅 3 公里, 至虹桥机场站用时约 23 分钟; 距浦东机场半小时。由两栋双层坡道建筑组成。

Located in Changshu Yushan high-tech park, the closest industrial park to Changshu city centre. 3km to Changshu railway station, 23 mins drive time to Shanghai Hongqiao airport and 30 mins to Pudong airport. Development of 2 2-storey ramp-up warehouse facilities.



5KM

至常熟市
to Changshu Downtown



50KM

至苏州市
to Suzhou Downtown



58KM

至上海边界
to Shanghai Boundary



100KM

至上海市内环
to Shanghai Inner Ring Road

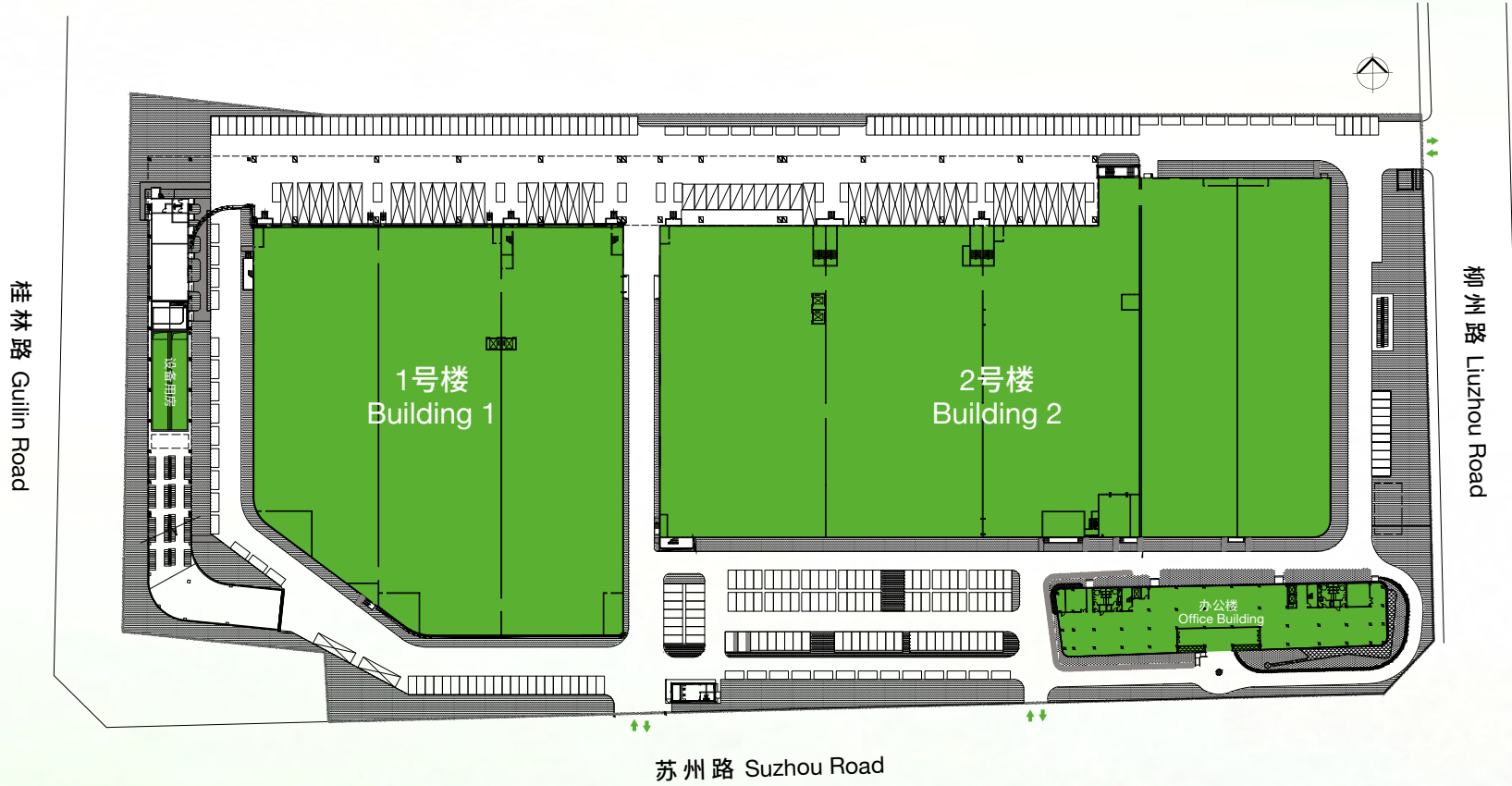


78,879 总面积
SQM

平面图 FLOORPLAN

面积表 AREA SCHEDULE 平方米 SQM

1号楼 Building 1	24,983
作业区 Operation area	23,068
办公室 Office	361
雨棚 Canopy	817
机房 Machine room	365
连廊 Corridor	148
公摊 Allocation	224
2号楼 Building 2	45,759
作业区 Operation area	44,412
雨棚 Canopy	726
机房 Machine room	210
公摊 Allocation	411
办公楼 Office Building	8,137
总计 Total building	78,879



嘉民常熟北 物流中心

GOODMAN CHANGSHU NORTH LOGISTICS CENTRE

区域优势 WELL CONNECTED

位于常熟经济技术开发区，毗邻兴华港，距离沪苏通铁路与苏南沿江高铁共用站常熟火车站 20 公里，可在半小时内抵达虹桥枢纽和浦东机场。项目由三栋双层坡道仓库组成，其中包含 2 栋丙二类仓库以及 1 栋丙一类仓库。

Located in Changshu Economic and Technological Development Zone, the property is adjacent to Xinghua Port. 20km to the Changshu Railway station (for Shanghai-Suzhou-Nantong Railway and Sunan high-speed Railway along Yangtze River), from which can arrive Shanghai Hongqiao and Pudong Airport within 30 minutes. The property consists of 3 double-storey ramp-up which contains 2 Class-II warehouses and 1 Class-I warehouse.



5KM

至G15沈海高速
to G15 Shenhai Expressway



20KM

至常熟市
to Changshu Downtown



70KM

至苏州市
to Suzhou Downtown



90KM

至上海市内环
to Shanghai Inner Ring Road

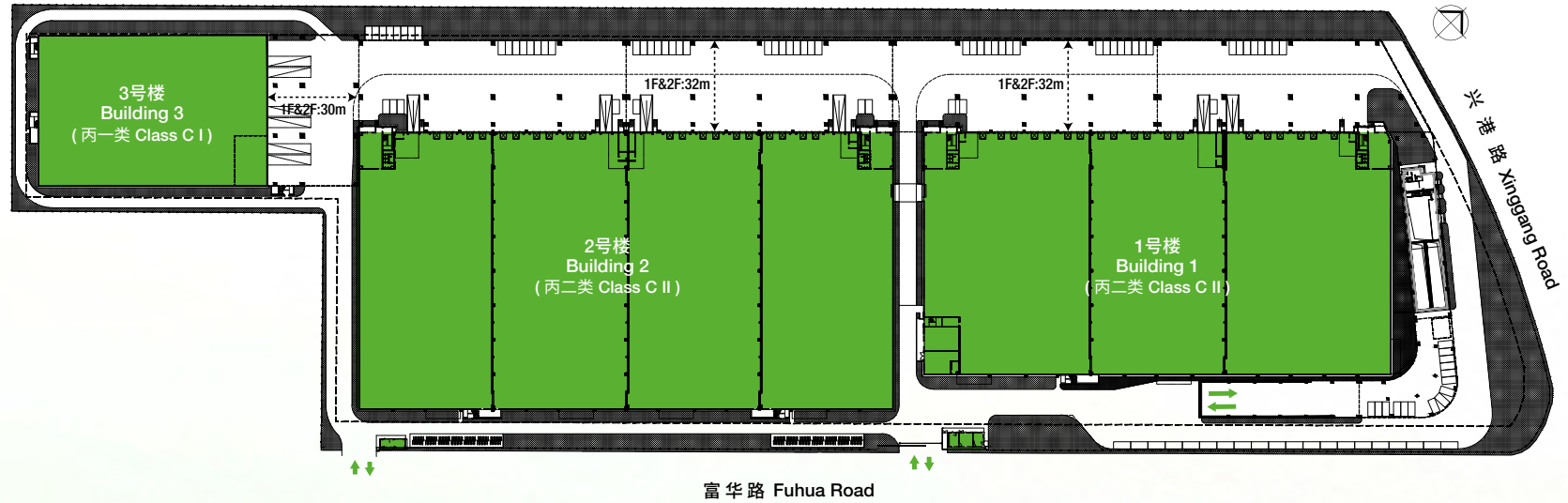


77,171 总面积
SQM

平面图 FLOORPLAN

面积表 AREA SCHEDULE 平方米 SQM

1号楼 Building 1	29,388
仓库 Warehouse	26,906
办公室 Office	1,298
雨棚 Canopy	834
公摊 Allocation	350
2号楼 Building 2	38,430
仓库 Warehouse	35,680
办公室 Office	1,320
雨棚 Canopy	927
公摊 Allocation	458
3号楼 Building 3	9,353
仓库 Warehouse	8,531
办公室 Office	399
雨棚 Canopy	312
公摊 Allocation	111
总计 Total building	77,171





KUNSHAN



嘉民花桥产业园
GOODMAN HUAQIAO PARK

嘉民锦溪物流中心
GOODMAN JINXI LOGISTICS CENTRE

嘉民昆山北物流园
GOODMAN KUNSHAN NORTH PARK

嘉民陆家科技产业园
GOODMAN LUJIA INDUSTRIAL AND TECHNOLOGY PARK

嘉民玉山物流中心
GOODMAN YUSHAN LOGISTICS CENTRE

嘉民花桥 产业园

GOODMAN HUAQIAO PARK

区域优势 WELL CONNECTED

位于昆山花桥，毗邻上海、苏州，基础设施完善，适合各产业项目入住运营。成熟的交通运输网络，覆盖区域广，可以便捷的为上海及华东其他区域提供高效的服务。园区完善的配套设施，满足各类工业制造运营需求。项目获得 LEED 金级认证。 Located in Kunshan Huaqiao, adjacent to Suzhou, Shanghai, with complete infrastructure, which is suitable for various industrial project operation. With a mature transportation network covering a wide area. It can conveniently provide efficient industrial and warehousing services for Shanghai and other regions in Eastern China. The site has perfect supporting facilities to meet the operation needs of various industrial manufacturing and has obtained LEED Gold certification.



5KM

至G1501上海绕城高速
to G1501 Expressway



13KM

至昆山市中心
to Kunshan downtown



30KM

至上海虹桥枢纽中心
to Shanghai Hongqiao
Transport Hub



40KM

至苏州工业园区
to Suzhou Industrial Park

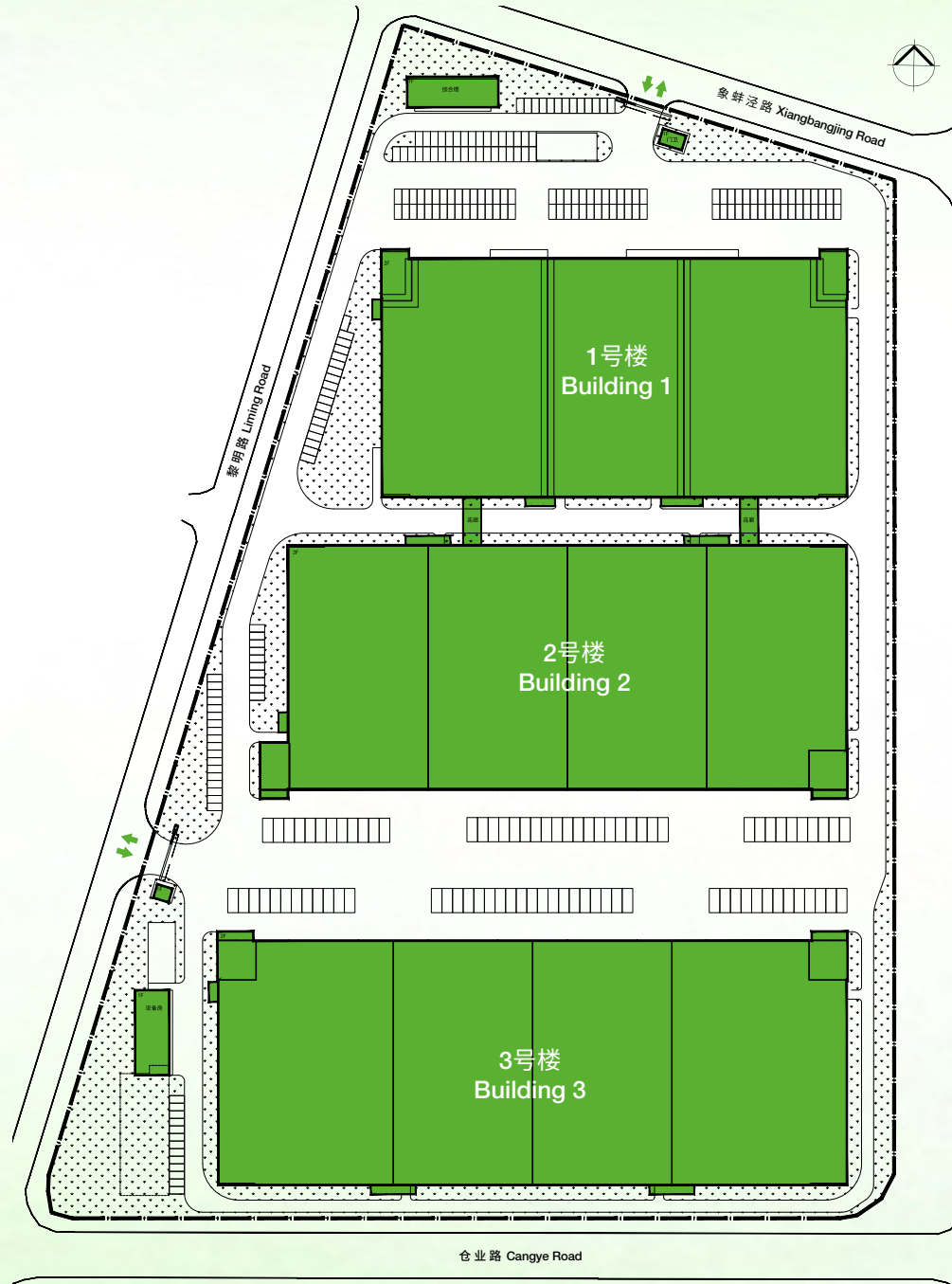


95,175 总面积
SQM

平面图 FLOORPLAN

面积表 AREA SCHEDULE 平方米 SQM

1号楼 Building 1	26,223
作业区 Operation area	23,414
办公室 Office	1,354
雨棚 Canopy	401
连廊 Corridor	192
室外楼梯 Outside Stairs	90
机房 Machine Room	427
公摊 Allocation	346
2号楼 Building 2	32,700
作业区 Operation area	29,451
办公室 Office	1,548
雨棚 Canopy	513
室外楼梯 Outside Stairs	108
机房 Machine Room	649
公摊 Allocation	431
3号楼 Building 3	36,252
作业区 Operation area	32,846
办公室 Office	1,622
雨棚 Canopy	548
室外楼梯 Outside Stairs	108
机房 Machine Room	649
公摊 Allocation	478
总计 Total building	95,175



沿沪大道 Yanhu Avenue

仓业路 Cangye Road

嘉民锦溪 物流中心

GOODMAN JINXI LOGISTICS CENTRE

区域优势 WELL CONNECTED

嘉民锦溪物流中心位于锦溪生态产业园区，园区以立讯精密为龙头，坐拥天然的优美环境，打造电子特色产业生态链，可以短平快的服务周边制造业，并实现长三角南部区域的配送优化。

Goodman Jinxi Logistics Centre is located in Jinxi Eco-industrial park, with Luxshare Precision as the leading enterprise, embracing natural elegant environment, the park builds an industrial ecological chain of featuring electronics. This enables it to provide quick and efficient services to surrounding manufacturing industrials, and optimize distribution in the south region of Yangtze River Delta.



6KM

至S58沪常高速
to S58 Huchang Expressway



25KM

至昆山市中心
to Kunshan CBD



45KM

至上海虹桥国际机场
to Hongqiao Airport



58KM

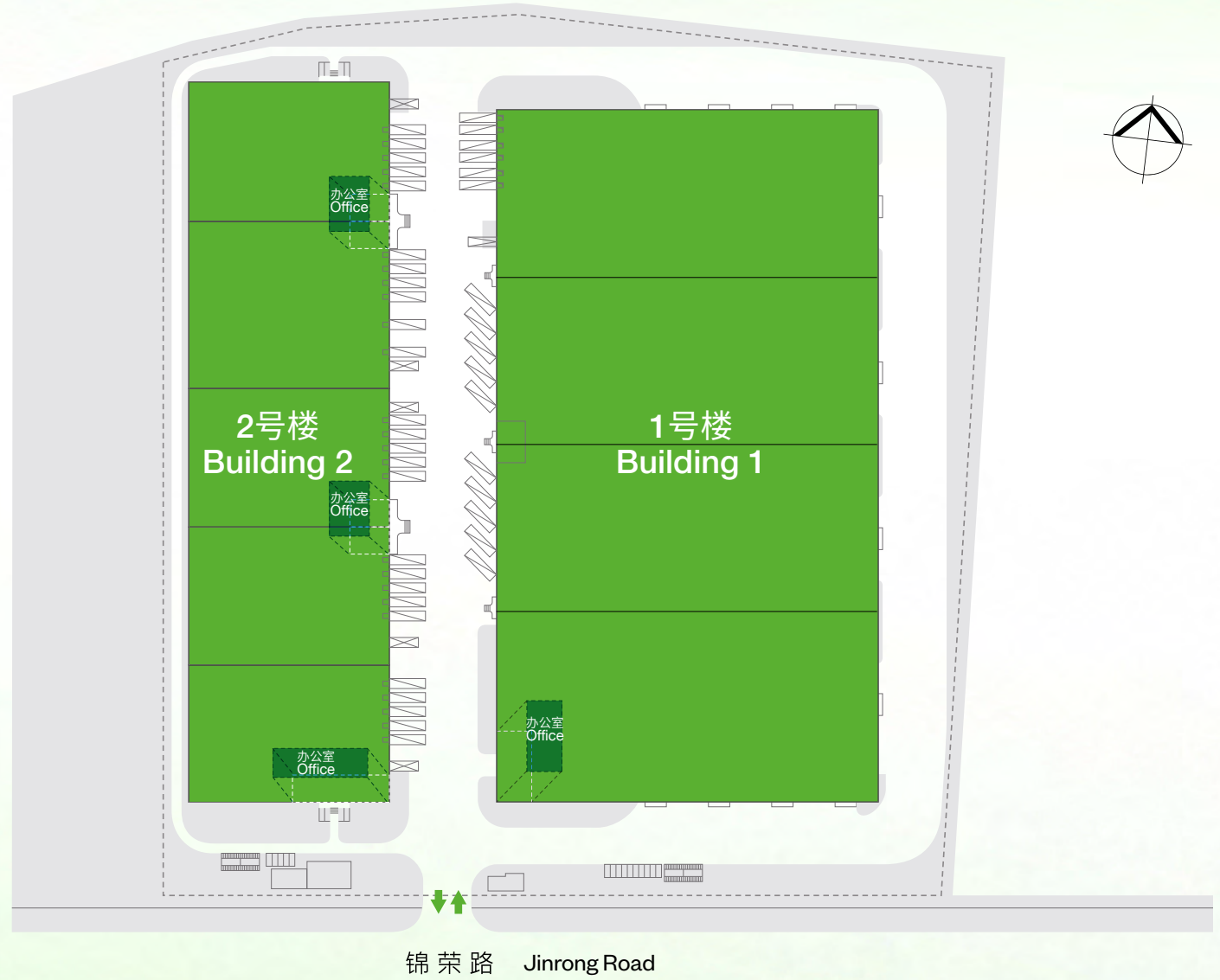
至上海市中心
to Shanghai CBD



73,772 总面积
SQM

平面图 FLOORPLAN

面积表 AREA SCHEDULE	平方米 SQM
1号楼 Building 1	46,672
仓库 Warehouse	46,672
2号楼 Building 2	27,100
仓库 Warehouse	24,167
办公室 Office	2,048
雨棚 Canopy	733
公摊 Allocation	152
总计 Total building	73,772



嘉民昆山北 物流园

GOODMAN KUNSHAN NORTH PARK

区域优势 WELL CONNECTED

位于昆山巴城产业园，是以发展精密电子产业、新材料、新能源及现代物流业为重点的快速发展产业区，紧邻昆山市内南北主干道，可以很好的辐射苏州、常熟和太仓，是大上海地区物流配送企业的绝佳位置。项目共2幢单层及2幢双层仓储设施并获得了LEED金级认证。

Located in Suzhou Kunshan Bacheng Industrial Park, a rapid growing industrial area with focuses on development of precision electronics, new materials, new energy and modern logistics industries, the project is close to South-North logistics artery of Kunshan, which is an ideal location for regional distribution center serving the Greater Shanghai area. The property consists of 2 single-storey warehouses and 2 double-storey warehouses, with LEED Gold certificate.



7KM

至沪宜高速
to Huiyi Expressway



19KM

至昆山市中心
to Kunshan downtown



25KM

至G312苏州绕城高速
to G312 Expressway



79KM

至上海虹桥国际机场
to Hongqiao Airport

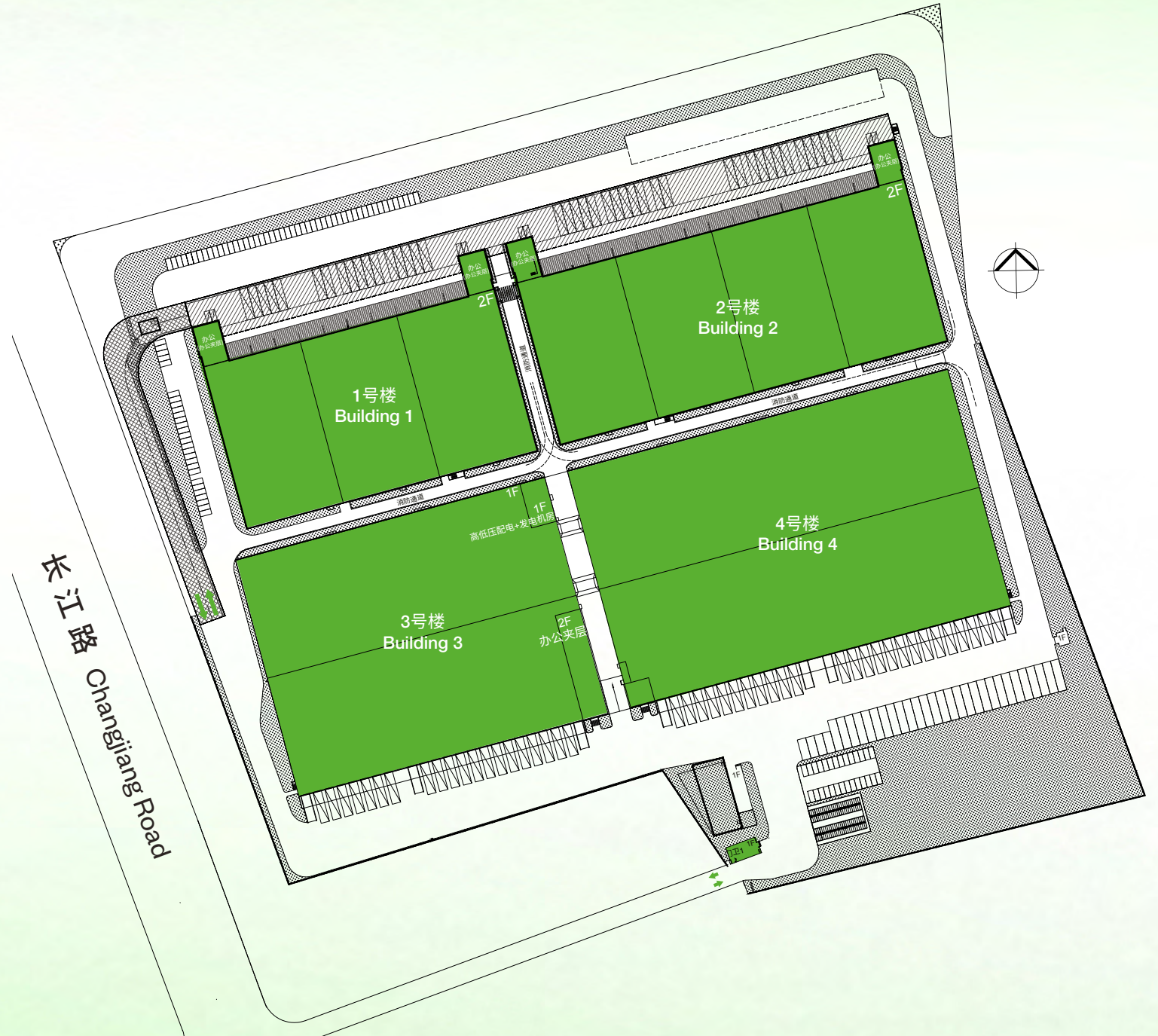


101,261 总面积
SQM

平面图 FLOORPLAN

面积表 AREA SCHEDULE 平方米 SQM

1号楼 Building 1	26,443
作业区 Operation area	23,916
办公室 Office	1,451
雨棚 Canopy	923
公摊 Allocation	153
2号楼 Building 2	34,783
作业区 Operation area	31,833
办公室 Office	1,451
雨棚 Canopy	1,297
公摊 Allocation	202
3号楼 Building 3	18,123
作业区 Operation area	16,361
办公室 Office	1,242
雨棚 Canopy	415
公摊 Allocation	105
4号楼 Building 4	21,912
作业区 Operation area	20,977
办公室 Office	290
雨棚 Canopy	518
公摊 Allocation	127
总计 Total building	101,261



嘉民陆家 科技产业园

GOODMAN LUJIA INDUSTRIAL AND TECHNOLOGY PARK

区域优势 WELL CONNECTED

位于昆山地区的主要开发区之一—昆山经济开发区，坐拥高速公路优势，紧靠 G2/G42 高速、临近 G1501 与中环线等主要道路，是服务大上海及上海-南京经济走廊周边地区的理想之地。项目由两栋单层建筑，三栋双层建筑及一栋 6 层办公楼组成。

Located in KETD, one of the major industrial parks in Kunshan, the property is developed with quick access to expressway and road network including G2/G42, G1501 and Middle Ring Road, which is an ideal location to serve the Greater Shanghai area and cities among the Shanghai-Nanjing Economic Corridor. The property consists of 2 single-storey buildings, 3 double-storey buildings and 1 six-storey office building.



6KM

至花桥站
to Huaqiao Subway Station



9KM

至京沪高速陆家出口
G2 Expressway (Lujia Exit)



15KM

至上海边界
to Shanghai Boundary



45KM

至上海虹桥国际机场
to Hongqiao Airport

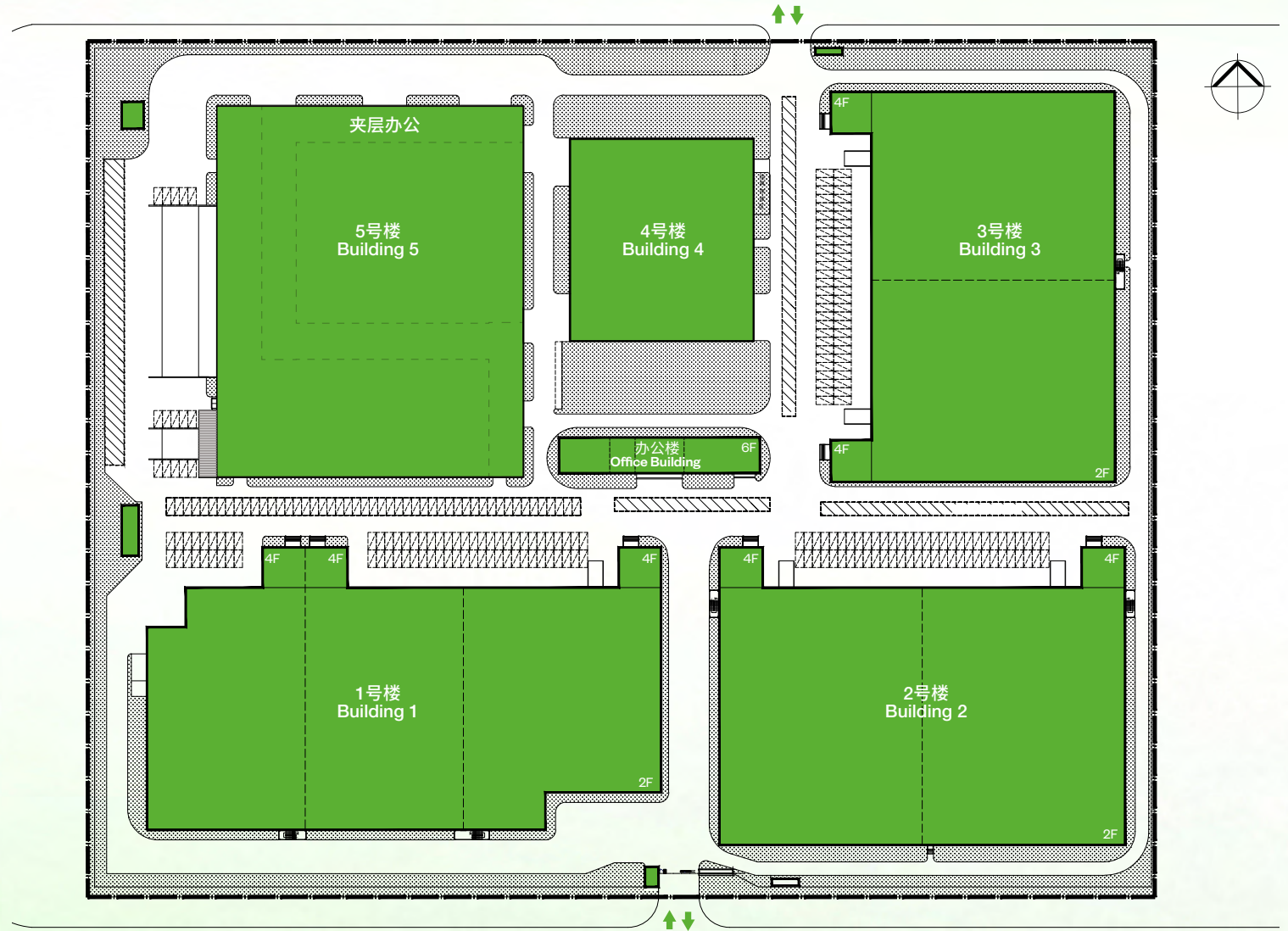


81,504 总面积
SQM

平面图 FLOORPLAN

面积表 AREA SCHEDULE 平方米 SQM

1号楼 Building 1	23,671
作业区 Operation area	21,333
办公室 Office	1,923
公摊 Allocation	415
2号楼 Building 2	20,350
作业区 Operation area	18,686
办公室 Office	1,307
公摊 Allocation	357
3号楼 Building 3	18,611
作业区 Operation area	17,021
办公室 Office	1,264
公摊 Allocation	326
4号楼 Building 4	3,428
5号楼 Building 5	12,856
作业区 Operation area	10,025
夹层办公 Mezzanine	2,831
办公楼 Office building	2,464
备件房 Spare parts store	77
锅炉房 Boiler Room	47
总计 Total building	81,504



杜鹃路 Dujuan Road

嘉民玉山 物流中心

GOODMAN YUSHAN LOGISTICS CENTRE

区域优势 WELL CONNECTED

位于昆山玉山镇，是昆山经济最大主力军。城市交通便利，东邻上海、西接苏州，京沪铁路穿镇而过，境内公路网发达；半小时可达上海虹桥机场。这让玉山镇的产业链能够更加迅速地融入全球市场，吸引了众多企业的入驻。

Goodman Yushan Logistics Centre, situated in Yushan Town, serves as the economic backbone of Kunshan. With convenient transportation, it is adjacent to Shanghai in the east and connected to Suzhou in the west. The Beijing-Shanghai Railway runs through the town. Shanghai Hongqiao Airport is just half an hour away. These advantages facilitate the rapid integration of Yushan Town's industrial chain into the global market, attracting numerous enterprises to settle here.



12KM

至G2京沪高速
to G2 Jinghu Expressway



30KM

至苏州工业园区
to Suzhou Industrial Park



45KM

至上海虹桥国际机场
to Hongqiao Airport



55KM

至上海市中心
to Shanghai CBD

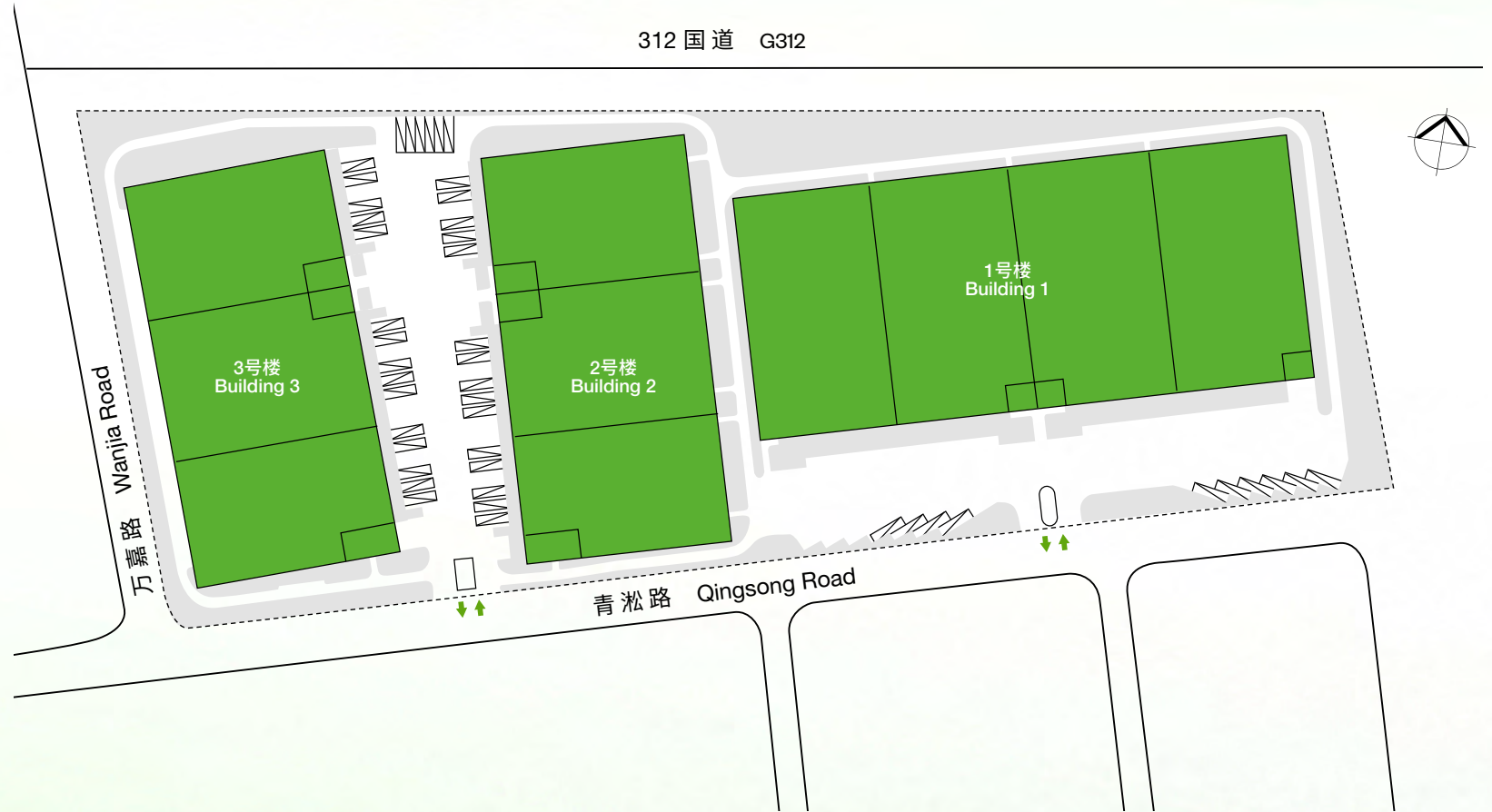



57,273 总面积
SQM

平面图 FLOORPLAN


面积表 AREA SCHEDULE 平方米 SQM

1号楼 Building 1	25,483
仓库 Warehouse	25,483
2号楼 Building 2	15,895
仓库 Warehouse	14,043
办公室 Office	1,405
雨棚 Canopy	411
公摊 Allocation	36
3号楼 Building 3	15,895
仓库 Warehouse	14,043
办公室 Office	1,405
雨棚 Canopy	411
公摊 Allocation	36
总计 Total building	57,273





JIA XING



嘉民平湖北物流中心
GOODMAN PINGHU NORTH LOGISTICS CENTRE

嘉民姚庄物流中心
GOODMAN YAOZHUANG LOGISTICS CENTRE

嘉民姚庄物流中心南
GOODMAN YAOZHUANG LOGISTICS CENTRE SOUTH

嘉民嘉兴港物流园
GOODMAN JIAXING PORT LOGISTICS PARK

嘉民中新嘉善高新技术产业园
GOODMAN ZHONGXIN JIASHAN HI-TECH PARK

嘉民平湖北 物流中心

GOODMAN PINGHU NORTH LOGISTICS CENTRE

区域优势 WELL CONNECTED

园区位于平湖临沪产业园，紧邻上海，可以服务于上海与整个华东区。优越的地理位置与便利的公路网络及完善的配套设施。共提供2幢单层及2幢双层坡道仓储设施并获得了LEED金级认证。

Located in Linhu Industrial Zone, serving Eastern China. Bordering Shanghai with its excellent road network, this property is located in the Linhu Industrial Zone. It offers two single-storey warehouses and two ramp-up warehouses with LEED Gold certificate.



1KM

至S36高速公路入口
to the entrance of the S36 Highway



40KM

至上海松江区
to Songjiang District



40KM

至嘉市中心
to Jiading downtown



65KM

至上海市中心
to Shanghai CBD

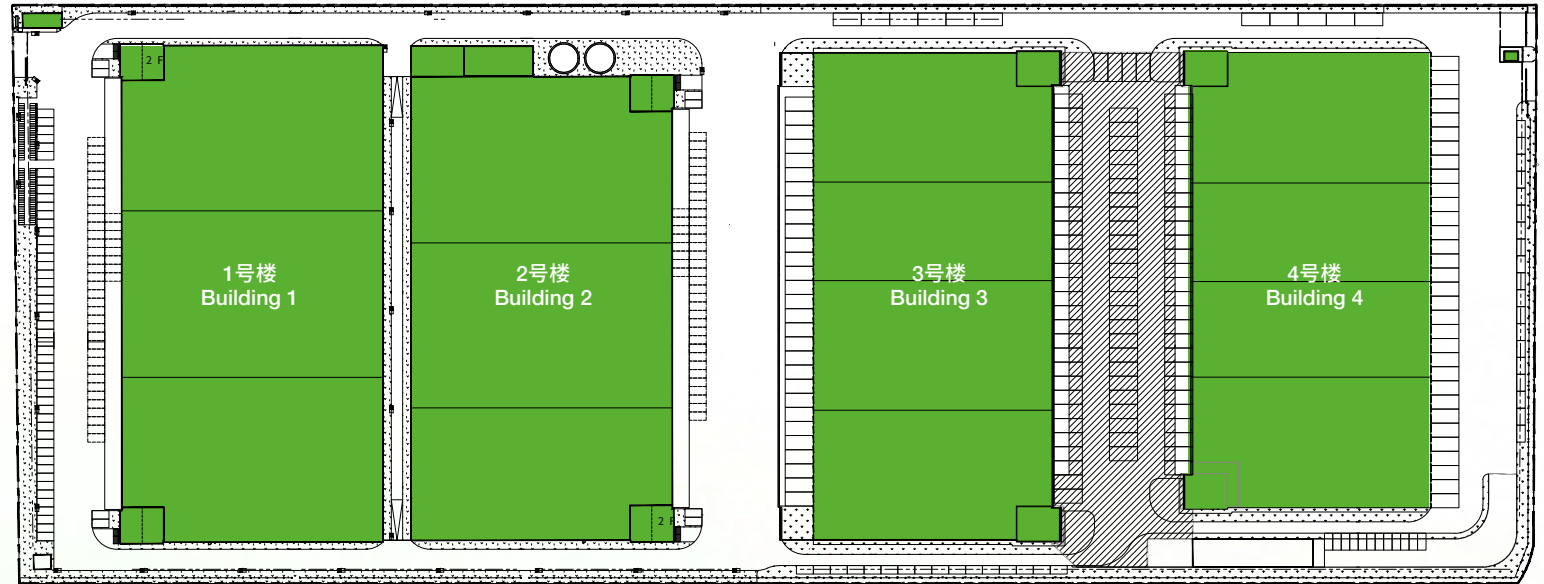


102,939 总面积
SQM

平面图 FLOORPLAN

面积表 AREA SCHEDULE 平方米 SQM

1号楼 Building 1	17,594
仓库 Warehouse	16,137
办公室 Office	587
雨棚 Canopy	459
公摊 Allocation	411
2号楼 Building 2	16,449
仓库 Warehouse	15,054
办公室 Office	587
雨棚 Canopy	424
公摊 Allocation	384
3号楼 Building 3	35,713
仓库 Warehouse	31,762
办公室 Office	2,818
雨棚 Canopy	897
公摊 Allocation	236
4号楼 Building 4	33,183
仓库 Warehouse	29,609
办公室 Office	2,526
雨棚 Canopy	828
公摊 Allocation	219
总计 Total building	102,939



嘉民姚庄 物流中心

GOODMAN YAOZHUANG LOGISTICS CENTRE

区域优势 WELL CONNECTED

位于长三角腹地的现代化物流中心，地处江、浙、沪两省一市交界的交通枢纽中心。共提供3幢国际级标准仓储设施。

Prime modern logistics space in the heart of the Yangtze River Delta. Situated within the transport hub of Jiangsu, Zhejiang, and Shanghai. It offers three international standard warehouses.



60KM

至上海虹桥国际机场
to Hongqiao Airport



68KM

至上海市中心
to Shanghai CBD



90KM

至苏州市中心
to Suzhou CBD



110KM

至杭州市中心
to Hangzhou CBD



50,511 总面积
SQM

平面图 FLOORPLAN

面积表 AREA SCHEDULE 平方米 SQM

1号楼 Building 1	15,865
仓库 Warehouse	13,731
办公室 Office	1,528
雨棚 Canopy	485
公摊 Allocation	121
2号楼 Building 2	19,708
仓库 Warehouse	17,698
办公室 Office	1,346
雨棚 Canopy	513
公摊 Allocation	151
3号楼 Building 3	14,938
仓库 Warehouse	13,420
办公室 Office	1,010
雨棚 Canopy	394
公摊 Allocation	114
总计 Total building	50,511



嘉民姚庄 物流中心南

GOODMAN YAOZHUANG LOGISTICS CENTRE SOUTH

区域优势 WELL CONNECTED

浙江省接轨上海门户的第一站，整体地处长三角1小时经济圈的核心地段。便捷交通网，快速通达沪杭甬，承接产业转移优质位置。

The first station for Zhejiang Province to connect with Shanghai's gateway, and the core area of the 1-hour economic circle in Yangtze River area. Convenient transportation network, fast access to Shanghai, Hangzhou, and Ningbo, undertaking high-quality industrial transfer locations.



1.7KM

至上海嘉兴-湖州高速入口
to the entrance of Shanghai-
Jiaxing- Huzhou Expressway



9.1KM

至G60沪昆高速入口
to the entrance of G60
Hukun Expressway



30KM

至上海松江区
to Songjiang District



40KM

至上海青浦区
to Qingpu District



35,034 总面积
SQM

平面图 FLOORPLAN

面积表 AREA SCHEDULE 平方米 SQM

1号楼 Building 1	23,971
仓库 Warehouse	22,013
办公室 Office	1,170
雨棚 Canopy	430
公摊 Allocation	358
2号楼 Building 2	11,063
仓库 Warehouse	10,047
办公室 Office	585
雨棚 Canopy	266
公摊 Allocation	165
总计 Total building	35,034



嘉民嘉兴港 物流园

GOODMAN JIAXING PORT LOGISTICS PARK

区域优势 WELL CONNECTED

位于嘉兴市海盐港区，距离 G15 高速公路 5 公里、G92 高速公路 9 公里、嘉兴南站 40 公里，是连接上海、杭州及宁波三地的中心位置。该项目由两栋单层仓库组成。

Located in Jiaxing Haiyan Port with multiple expressways and main roads nearby, 5km to G15 Expressway, 9km to G92 Expressway and 40km to South Jiaxing Railway Station, which is the central place connecting Shanghai, Hangzhou and Ningbo cities. The property is developed with 2 single-storey warehouses.



5KM

至G15沈海高速
to the G15 Shenhai Expressway



40KM

至嘉兴市
to Jiaxing Downtown



105KM

至上海市
to Shanghai Downtown



100KM

至杭州市
to Hangzhou Downtown



52,234 总面积
SQM

平面图 FLOORPLAN

面积表 AREA SCHEDULE	平方米 SQM
1号楼 Building 1	25,853
仓库 Warehouse	23,327
办公室 Office	1,160
雨棚 Canopy	930
公摊 Allocation	436
2号楼 Building 2	26,381
仓库 Warehouse	23,258
办公室 Office	1,164
雨棚 Canopy	1,514
公摊 Allocation	445
总计 Total building	52,234

杭州湾大道 Hangzhou Bay Avenue



港益路 Gangyi Road

嘉民中新嘉善 高新技术产业园

GOODMAN ZHONGXIN JIASHAN HI-TECH PARK

区域优势 WELL CONNECTED

项目周边多条高速路及主干道，享有便利的公路网络，可快速到达G60沪昆高速，是服务大上海地区及长三角一体化经济带的理想位置。项目由两栋双层电梯建筑构成并获得了LEED金级认证。

The property enjoys convenient access to road network and is surrounded by multiple main roads and expressways including G60 Shanghai-Kunming Expressway, which is an ideal location to serve the Greater Shanghai area and the Yangtze River Delta Economy Zone. The property is developed with 2 double-storey buildings with cargo lifts and has obtained LEED Gold certification.



8KM

至沪昆高速
to Hukun Expressway



20KM

至S32高速入口
to S32 Expressway Entrance



65KM

至上海虹桥国际机场
to Hongqiao Airport



75KM

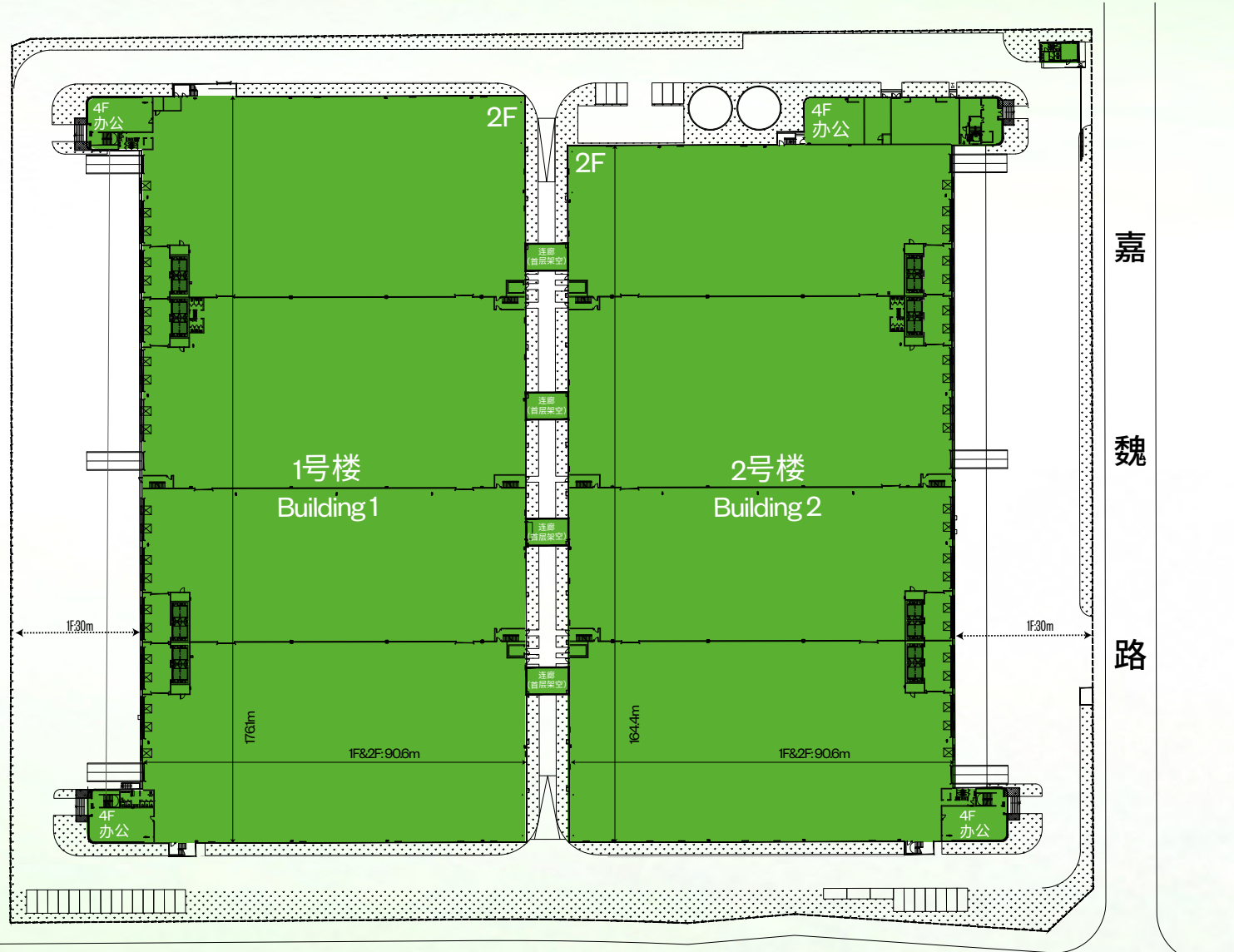
至上海市
to Shanghai Downtown



68,769 总面积
SQM

平面图 FLOORPLAN

面积表 AREA SCHEDULE	平方米 SQM
1号楼 Building 1	35,019
作业区 Operation area	32,634
办公室 Office	1,434
雨棚 Canopy	603
公摊 Allocation	348
2号楼 Building 2	33,750
作业区 Operation area	30,535
办公室 Office	2,274
雨棚 Canopy	606
公摊 Allocation	335
总计 Total building	68,769



中新大道



GHANGZHOOU & HUZHOU



嘉民常州物流中心
GOODMAN CHANGZHOU LOGISTICS CENTRE

嘉民湖州国际电子商务基地
GOODMAN HUZHOOU INTERNATIONAL E-COMMERCE PARK

嘉民常州 物流中心

GOODMAN CHANGZHOU LOGISTICS CENTRE

区域优势 WELL CONNECTED

位于江苏省常州国家高新区，周边干线物流交通网络便利，基础设施完备，500米即上龙城高架，可快速抵达常州市区和机场，距离S39江宜高速1公里、G42沪蓉高速4公里、常州机场11公里。项目包括6栋单层仓库。

Located in Changzhou National Development Zone, the property is surrounded by excellent infrastructure and logistics transportation network, 500m to Longcheng Elevated Motorway connecting Changzhou downtown and Changzhou Airport, 1km to S39 Expressway, 4km to G42 Expressway and 11km to Changzhou Airport. The property consists of 6 single-storey warehouses.



1KM

至江宜高速
to Jiangyi Expressway



4KM

至G42沪蓉高速
to G42 Hurong Expressway



11KM

至常州机场
to Changzhou Airport



12KM

至常州市中心
to Changzhou CBD

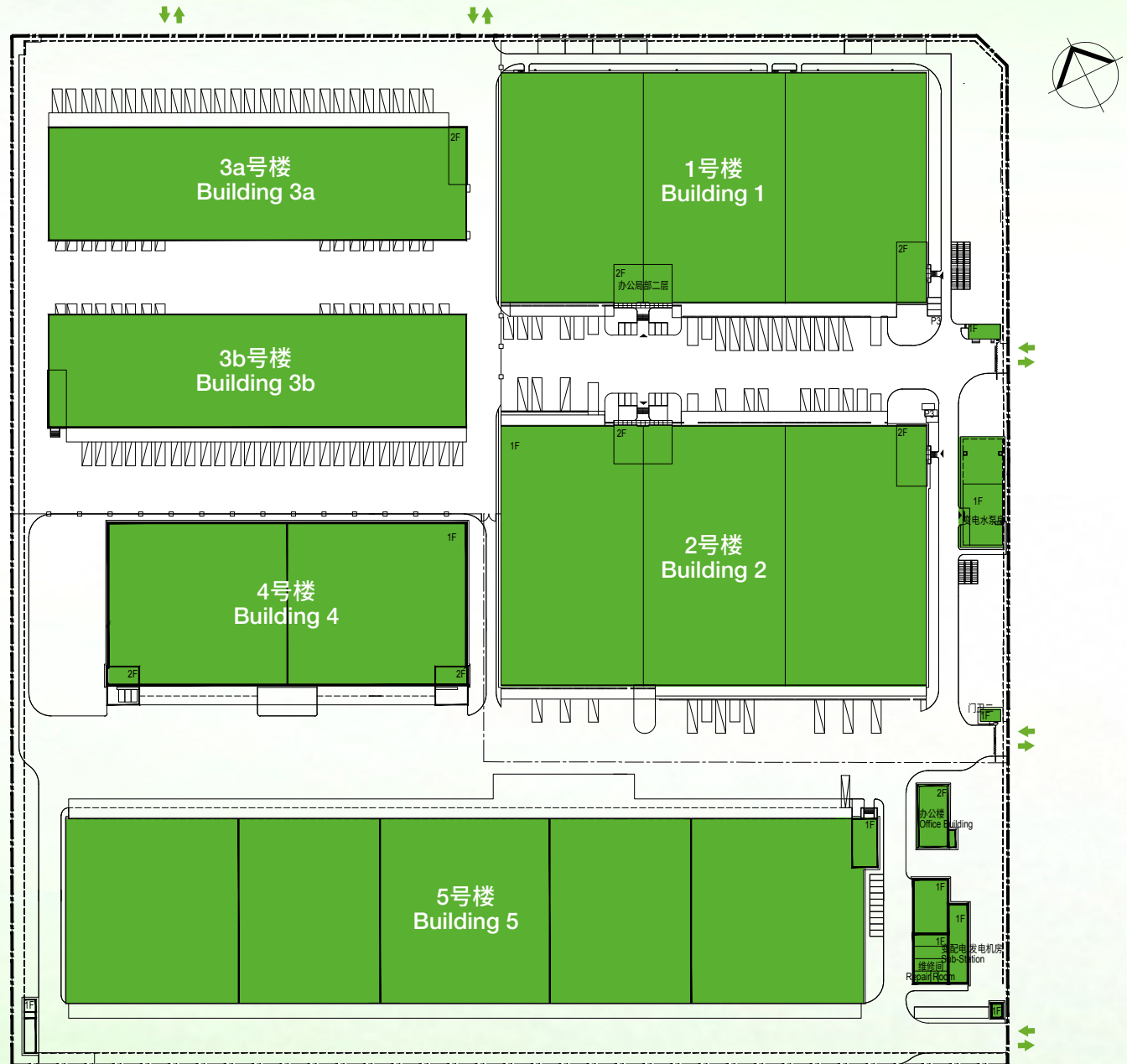


92,074 总面积
SQM

平面图 FLOORPLAN

面积表 AREA SCHEDULE 平方米 SQM

1号楼 Building 1	17,153
仓库 Warehouse	15,200
办公室 Office	1,308
雨棚 Canopy	412
公摊 Allocation	233
2号楼 Building 2	19,759
仓库 Warehouse	17,257
办公室 Office	1,308
雨棚 Canopy	926
公摊 Allocation	268
3a号楼 Building 3a	8,331
仓库 Warehouse	7,371
办公室 Office	381
雨棚 Canopy	478
公摊 Allocation	101
3b号楼 Building 3b	8,431
仓库 Warehouse	7,463
办公室 Office	389
雨棚 Canopy	477
公摊 Allocation	102
4号楼 Building 4	10,411
仓库 Warehouse	9,255
办公室 Office	589
雨棚 Canopy	480
公摊 Allocation	87
5号楼 Building 5	26,660
仓库 Warehouse	23,584
办公室 Office	312
雨棚 Canopy	2,457
公摊 Allocation	307
辅助用房 Utility building	1,330
总计 Total building	92,074



嘉民湖州国际 电子商务基地

GOODMAN HUZHOU INTERNATIONAL E-COMMERCE PARK

区域优势 WELL CONNECTED

位于湖州长兴，G50绿色发展走廊沿线，和嘉兴杭州一小时经济圈内。项目周边多条高速路及主干道，享有便利的公路网络。项目由四栋双层坡道建筑和一栋办公楼组成。包含22米全自动高位库。项目为国际时尚领域的全域服务商百秋电商全部定制。

Located in Huzhou Changxing, along the line of Green Development G50 Expressway, within one-hour economic circle of Jiaxing and Hangzhou. Benefit from convenient transportation of main roads nearby. Development of 4 double-storey building with ramp facilities and one office building. The facility includes 22m fully automatic high-bay warehouse area. The property is fully BTS for Buy Quickly, an e-commerce solution provider in the luxury fashion sector.



6KM

至G25长深川高速
to G25 Expressway



9KM

至G50沪渝高速
to G50 Expressway



97KM

至嘉兴市
to Jiaxing Downtown



170KM

至上海市
to Shanghai Downtown



150,656 总面积
SQM

平面图 FLOORPLAN

面积表 AREA SCHEDULE 平方米 SQM

1号楼 Building 1	41,271
作业区 Operation area	36,908
办公室 Office	2,768
雨棚 Canopy	1,366
连廊 Corridor area	139
公摊 Allocation	90
2号楼 Building 2	34,111
作业区 Operation area	31,812
办公室 Office	761
雨棚 Canopy	1,205
公摊 Allocation	333
3号楼 Building 3	32,365
作业区 Operation area	30,151
办公室 Office	790
雨棚 Canopy	1,109
公摊 Allocation	315
4号楼 Building 4	33,793
作业区 Operation area	30,128
办公室 Office	2,183
雨棚 Canopy	1,010
连廊 Corridor area	143
公摊 Allocation	329
办公楼 Office Building	8,029
叉车充电间 Charging Room	113
餐厅 Canteen	974
总计 Total building	150,656



我们是谁

WHO WE ARE

嘉民集团在全球主要城市提供核心的基础设施。我们持有、开发并管理着高质量、可持续的物流和数据中心，这些设施对数字经济至关重要。

Goodman provides essential infrastructure. We own, develop and manage high-quality, sustainable logistics and data centres in major global cities, that are critical to the digital economy.

嘉民在遍布15个国家的主要消费市场开展业务，包括亚太、欧洲和美洲。作为澳大利亚证券交易所上市的最大地产集团，嘉民通过合作伙伴平台，协同资本合作伙伴投资。

Goodman has operations in key consumer markets in 15 countries across Asia Pacific, Europe and the Americas. We are the largest property group listed on the Australian Securities Exchange and invest significantly alongside our capital partners in our investment Partnerships.

不止于此，嘉民团队致力于为客户、员工和业务所在社区带来切实的影响。嘉民相信创新、决心、诚信和可持续性——努力在所有业务活动中为卓越智造空间。But we're more than that. We're a collaborative team who work together to make a tangible difference for our customers, our people and the communities we operate in. We believe in innovation, determination, integrity and sustainability – and we strive to make space for greatness in everything we do.





集团概况 KEY FACTS

\$56.9BN

总管理资产价值
TOTAL PORTFOLIO

96.1%*

出租率
OCCUPANCY

\$8.2BN

开发中的资产价值
DEVELOPMENT
WORK IN PROGRESS

441

管理物业项目
PROPERTIES

26.2M

总管理资产面积(平方米)
TOTAL SPACE (SQM)

3.7M

出租面积(平方米) (过去12个月)
SPACE LEASED OVER 12
MONTHS (SQM)

15

个国家
TOTAL NUMBER OF
COUNTRIES

1,000

专业人员 (大约)
DEDICATED PROPERTY
PROFESSIONALS
(APPROX.)

1,700

客户 (大约)
CUSTOMERS
(APPROX.)

As at 30 September 2025

*Partnership assets (excludes office and properties earmarked for sale or redevelopment)

GLOBAL NETWORK

嘉民全球业务覆盖 OUR GLOBAL NETWORK

\$85.9BN

Total portfolio

441

Properties

15

Countries

欧洲/英国 CONTINENTAL EUROPE / UNITED KINGDOM

\$13.4BN

Total portfolio

121

Properties

美洲 THE AMERICAS

\$1.0BN

Total portfolio

31

Properties

澳洲 AUSTRALIA

\$32.1BN

Total portfolio

184

Properties

亚洲 ASIA

\$25.3BN

Total portfolio

91

Properties

新西兰 NEW ZEALAND

\$4.1BN

Total portfolio

14

Properties

THANK YOU



上海 SHANGHAI

上海市静安区南京西路1539号嘉里中心办公楼2期10楼
10/F, Tower 2, Jing An Kerry Centre
1539 Nanjing Road West, Jing An District, Shanghai 200040
T: +86 21 6133 2000

北京 BEIJING

北京市朝阳区酒仙桥路20号颐堤港一座2304室
Room 2304, ONE INDIGO, 20 Jiuxianqiao Road,
Chaoyang District, Beijing 100016
T: +86 10 8573 0700

广州 GUANGZHOU

广州市天河区珠江新城珠江东路6号, 广州周大福金融中心2402室
Room 02, 24/F, Guangzhou CTF Finance Centre,
No.6 Zhujiang East Road, Zhujiang New Town, Tianhe District, Guangzhou 510623
T: +86 20 3941 7003

香港 HONG KONG

湾仔皇后大道东1号太古3期901室
Suite 901, Three Pacific Place, 1 Queen's Road East, Hong Kong
T: +852 2249 3100

免责声明 Disclaimer

本文件系由嘉民出具, 其内容仅供一般参考。不能作为前述提及的任何物业的租赁要约。嘉民已尽力注意所提供的文件及数据的准确性, 但不对该等准确性作出任何形式的承诺或保证且提供的文件及数据会随时发生变化。嘉民可能已经提出租赁任何前述提及的物业。在做出任何与本文提及的物业有关的决定前, 请征询独立专业意见。此外, 本文件中刊载之图片仅用于了解物业可视概念之用, 而不是为了明确展示最终产品。This document has been prepared by Goodman for general information purposes only. It is not an offer to lease any of the properties mentioned. Whilst every care has been taken in relation to its accuracy, no warranty of accuracy is given or implied and is subject to change. We may have already offered to lease any of properties mentioned. Interested parties should obtain independent advice before making any decisions about the property referred to in this document. Images contained in this document have been used to enable the visualisation of the building concepts only, and are not intended to definitively represent the final product.

cn.goodman.com

